

**GOVERNMENT OF KARNATAKA
POLICE DEPARTMENT**



CRIME REVIEW

AND

PERFORMANCE OF UNITS UNDER

CCTNS PROJECT

DECEMBER – 2021

POLICE 

POLICE COMPUTER WING &
STATE CRIME RECORDS BUREAU

7TH Floor, M.S. Building,
Dr.B.R.Ambedkar Road,
Bengaluru – 560001.

email:adgppcw@ksp.gov.in

INDEX

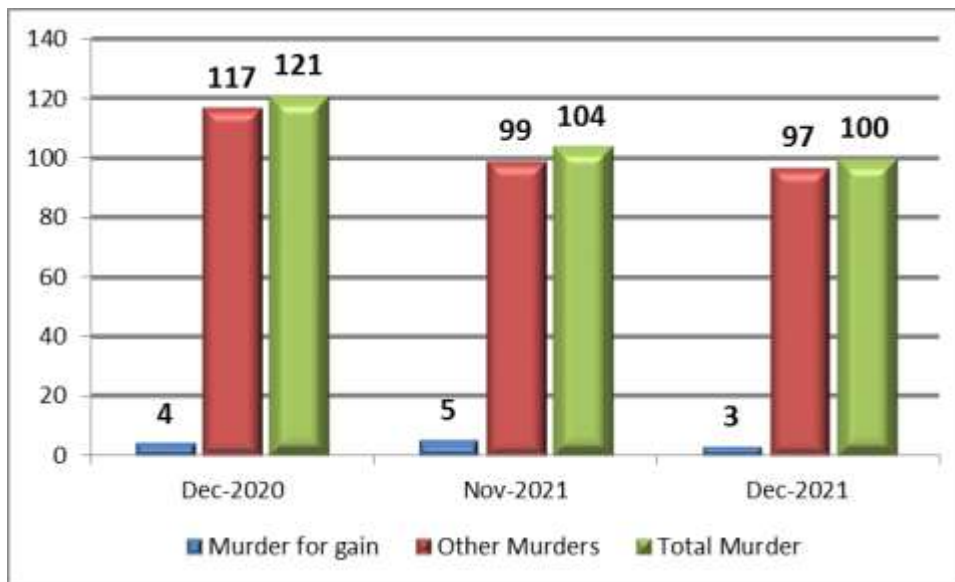
Sl. No.	CONTENTS	Page No.
1	Crime Review on – 1) Murder 2) Dacoity 3) Robbery 4) Burglary 5) Theft 6) Riots 7) Hurt 8) Spl. & local laws 9) Crime against Women 10) POCSO 11) SC & ST POA Act 12) Security cases 13) Cyber Crimes 14) Economic Offences & 15) MMDR & KMMCR 16) Motor Vehicles Theft Cases 17) NDPS Cases	1-17
2	District-wise Reported cases under various heads for the month of December – 2021	18
3	Crime Statistics – IPC Crimes	19-29
4	Crime Statistics – Special & Local laws	29-33
5	Crime Statistics – Crime against Women	33
6	Crime Statistics – Crime against Children	34
7	Crime Statistics – Crime against SC & ST	35
8	Crime Statistics – Road Accidents	36
9	Unit-wise report on Receipts & Disposals under SAKALA services	37-38
10	Comparative Crime Statement – 17	39-40
11	Police IT December month Pragathi report	41-42
12	e-Sign details – FIR & Chargesheet	43-44
13	Police IT MT Module log book details	45-47
14	Seva Sindhu – December month report	48
15	District Wise COTPA Statistics	49

CRIME REVIEW FOR THE MONTH OF DECEMBER – 2021

1. Murder

As per the review for the month 100 cases of Murder were reported (including 3 cases of Murder for gain) as against 104 Murder cases (5 cases of Murder for gain has been reported in last month) in the previous month & 121 Murder cases (4 cases of Murder for gain) in the corresponding month of previous year.

Month	Year	Murder for gain	Other Murders	Total Murder
December	2021	3	97	100
November	2021	5	99	104
December	2020	4	117	121

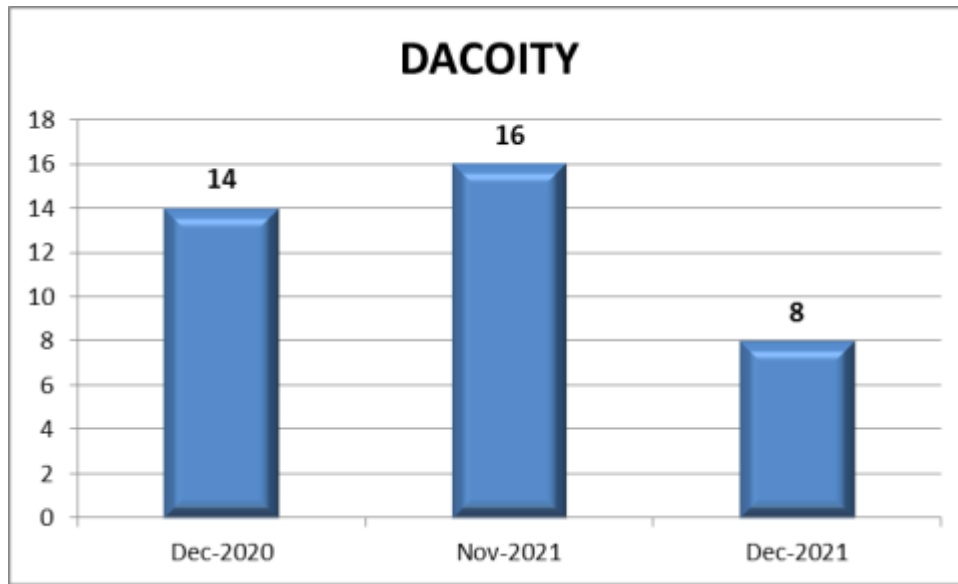


There is a decrease in the reported cases of Murder during the current month when compared to the cases of previous month and to the corresponding month of previous year. There is a decrease in the reported cases of Murder for gain during the current month when compared to the cases of previous month and to the corresponding month of previous year.

2. Dacoity

8 cases of Dacoity were reported during the current month as against 16 cases in the previous month and 14 cases in the corresponding month of previous year.

Month	Year	Dacoity Cases
December	2021	8
November	2021	16
December	2020	14



There is a decrease in the reported cases of Dacoity during the current month when compared to the cases of previous month and to the corresponding month of previous year.

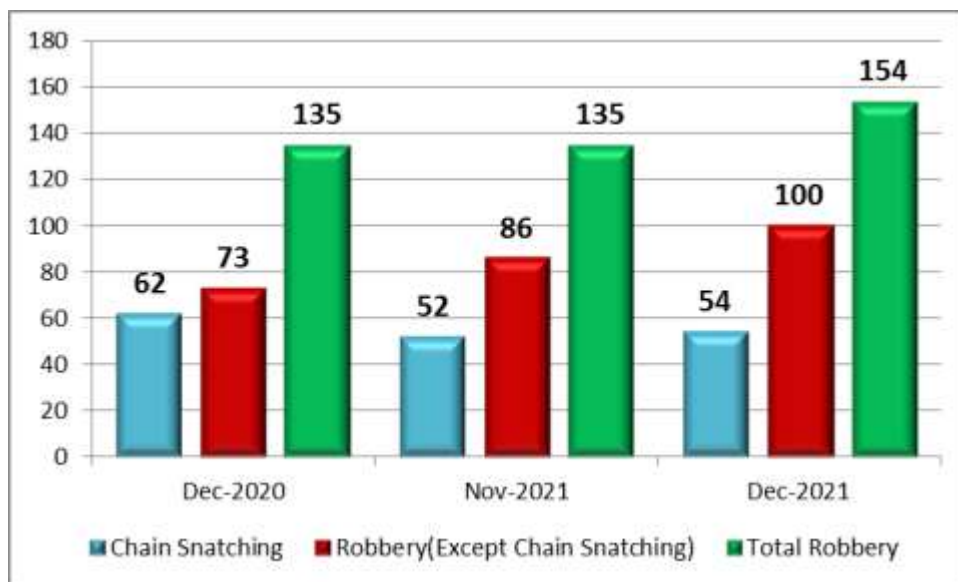
The unit wise break up of Dacoity cases for the month under review is as follows:-

Name of the unit	No. of cases	Name of the unit	No. of cases
Bengaluru City	2	Belagavi City	1
Mangalore City	1	Chitradurga District	1
Haveri District	1	Koppal District	1
Tumakuru District	1		

3. Robbery

154 cases of Robbery were reported during the current month (including 54 chain snatching cases) as against 138 cases (52 cases of Chain snatching) in the previous month and 135 cases (62 cases of Chain snatching) in the corresponding month of previous year.

Month	Year	Chain Snatching	Robbery (Except Chain Snatching)	Total Robbery
December	2021	54	100	154
November	2021	52	86	138
December	2020	62	73	135



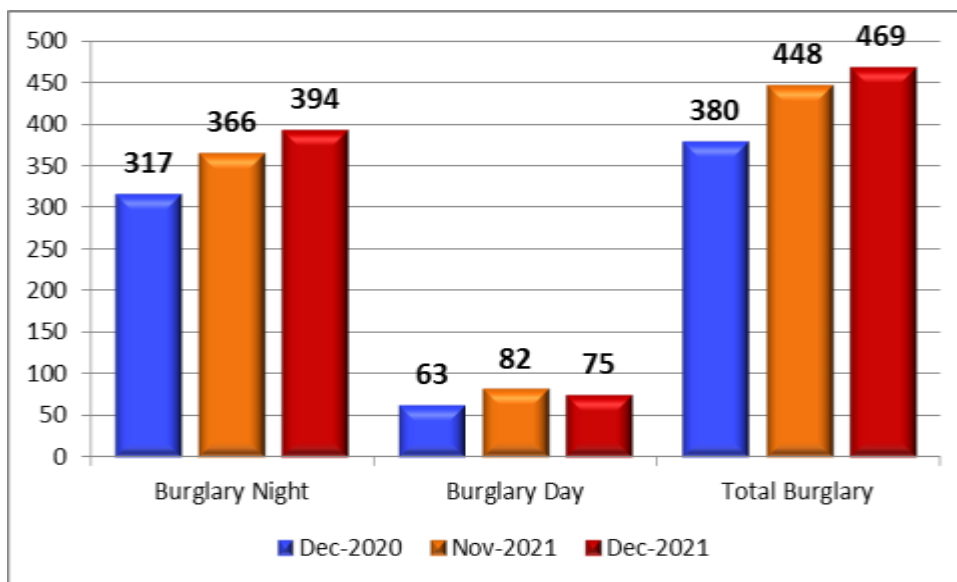
There is an increase in the number of cases reported during the current month under the head Robbery when compared to the cases of previous month and to the corresponding month of previous year.

There is an increase in the number of cases reported during the current month under Chain Snatching when compared to the cases of previous month and a decrease when compared to the corresponding month of previous year.

4. Burglary

469 cases of Burglary were reported during the month as against 448 cases in the previous month and 380 cases during the corresponding month of previous year.

Month	Year	Burglary Night	Burglary Day	Total
December	2021	394	75	469
November	2021	366	82	448
December	2020	317	63	380

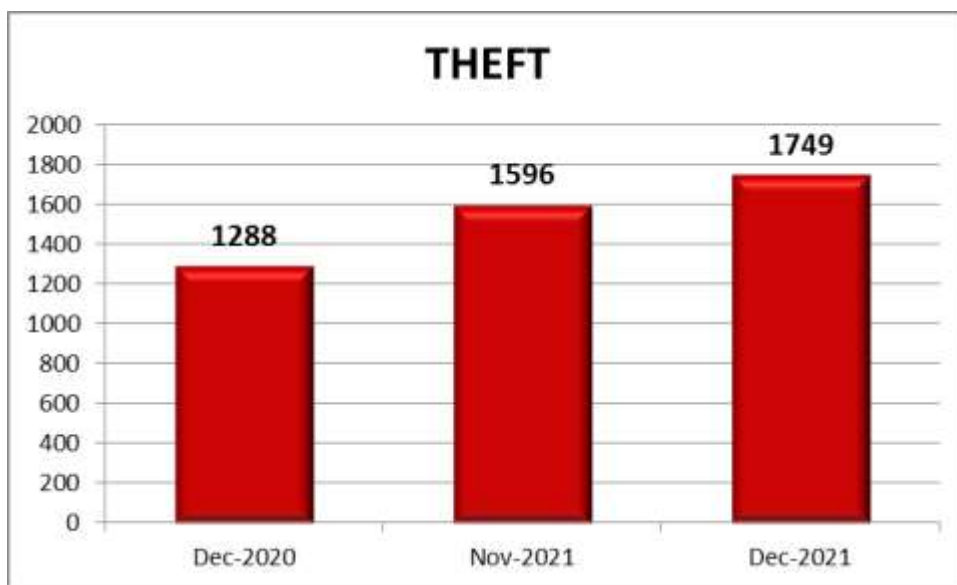


There is an increase in the number of cases reported during the current month under the head burglary, when compared to the reported cases of previous month and to the corresponding month of previous year.

5. Theft

1749 cases of Theft were reported during the month as against 1596 cases in the previous month and 1288 cases in the corresponding month of previous year.

Month	Year	Reported
December	2021	1749
November	2021	1596
December	2020	1288

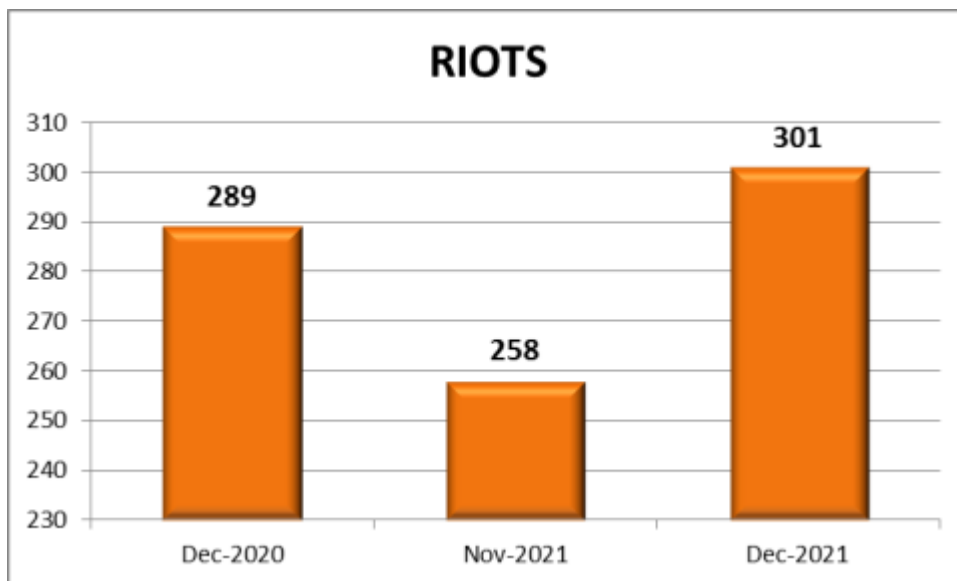


There is an increase in the number of cases reported during the current month under the head theft when compared to the cases of previous month and to the corresponding month of previous year.

6. Riots

301 cases were reported during the current month under the category Riots as against 258 cases in the previous month and 289 cases in the corresponding month of previous year.

Month	Year	Riots
December	2021	301
November	2021	258
December	2020	289

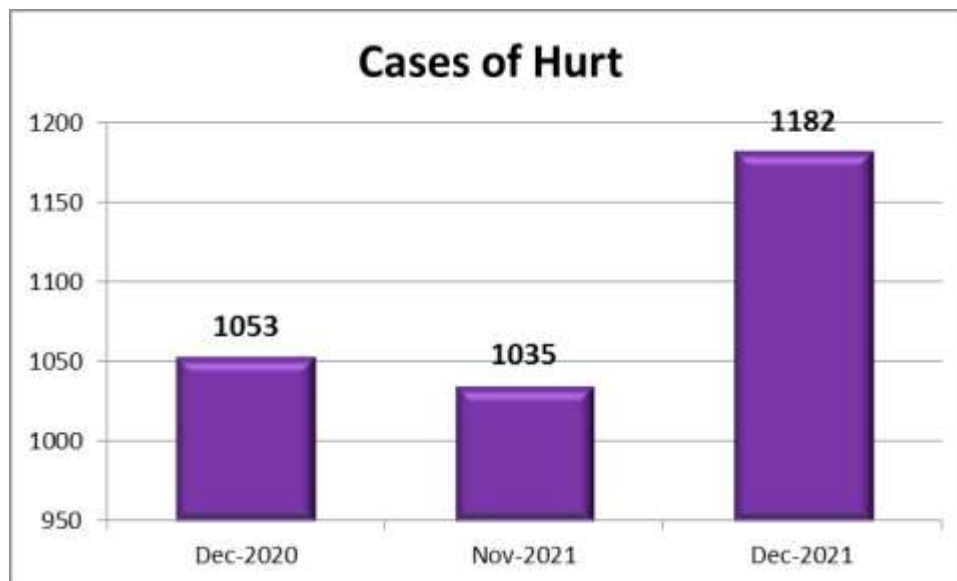


There is an increase in the number of cases reported under this head during the month, when compared to the cases of previous month and to the corresponding month of previous year.

7. Hurt

1182 cases were reported during the current month under the category Hurt as against 1035 cases in the previous month and 1053 cases in the corresponding month of previous year.

Month	Year	Cases of Hurt
December	2021	1182
November	2021	1035
December	2020	1053

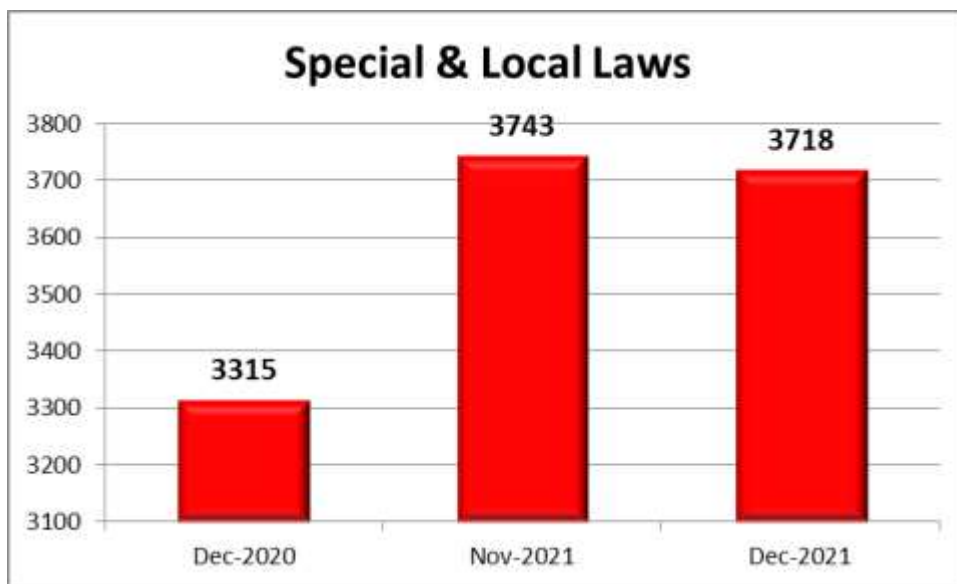


There is an increase in the number of cases reported under this head during the month, when compared to the cases of previous month and to the corresponding month of previous year.

8. Special & Local Laws

3718 cognizable cases were registered under Special & Local Laws during the month as against 3743 cases in the previous month and 3315 cases in the corresponding month of previous year.

Month	Year	Special & Local Laws
December	2021	3718
November	2021	3743
December	2020	3315

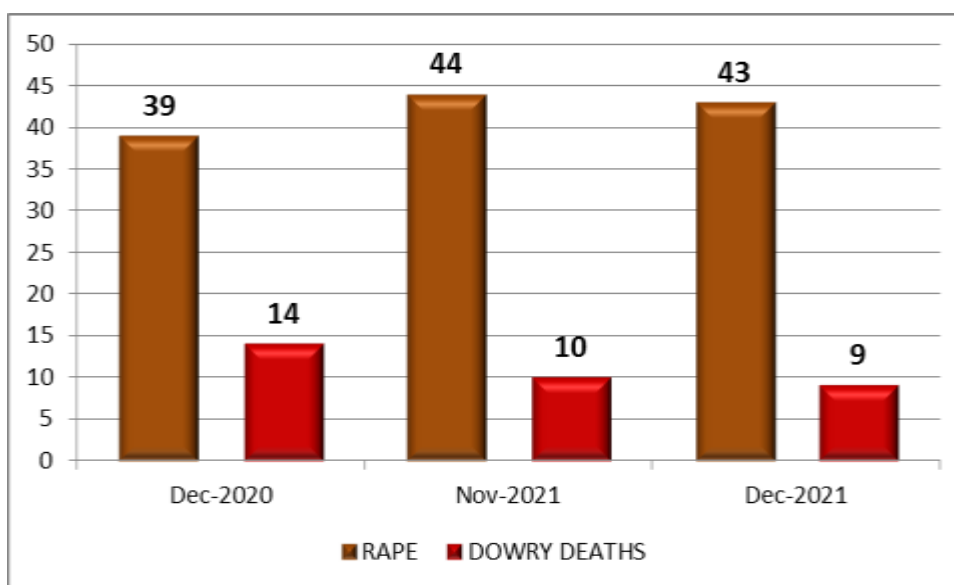


There is a decrease in the number of cognizable cases reported during the month under Special & Local Laws when compared to the cases of previous month and an increase when compared to the corresponding month of the previous year.

9. Crime against Women (Rape & Dowry Death)

43 cases of Rape have been reported during the month as against 44 cases in the previous month and 39 cases in the corresponding month of previous year. 9 cases of Dowry Death have been reported during the current month, as against 10 cases in the previous month and 14 cases in the corresponding month of previous year. (Note: Other Crimes against Women are mentioned in Page No.22)

Month	Year	Rape	Dowry Death
December	2021	43	9
November	2021	44	10
December	2020	39	14



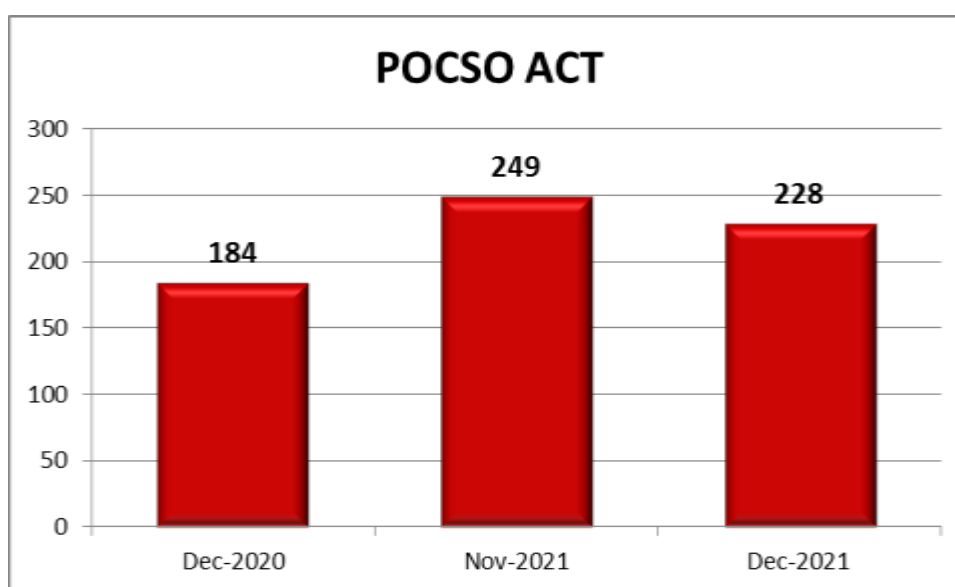
There is a decrease in the reported cases under Rape during the current month when compared to the previous month and an increase when compared to the corresponding month of previous year.

There is a decrease in the reported cases of Dowry death during current month when compared to the previous month and to the corresponding month of previous year.

10. Protection of Children from Sexual Offences Act (POCSO)

228 cases of POCSO were reported during the current month as against 249 cases in the previous month and 184 in the corresponding month of previous year.

Month	Year	POCSO
December	2021	228
November	2021	249
December	2020	184

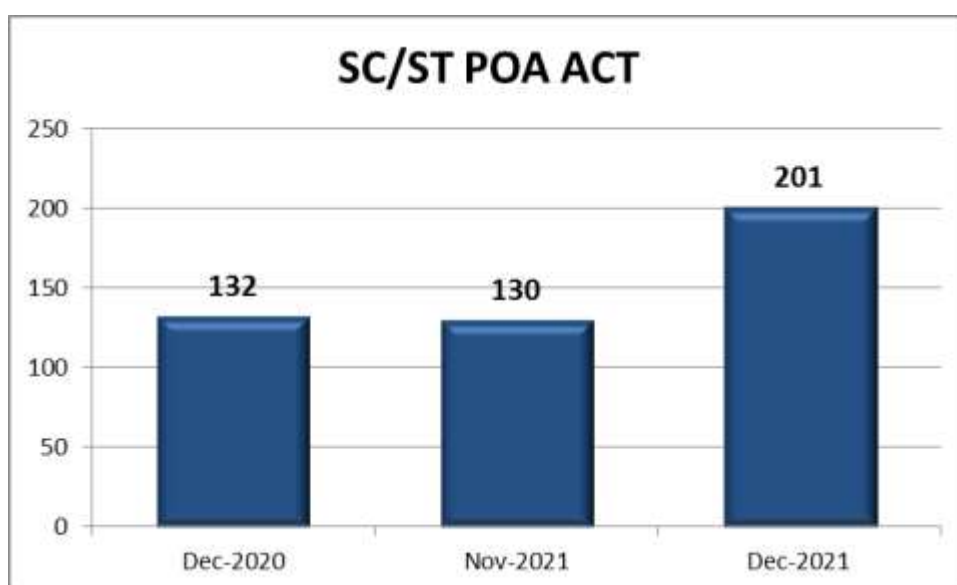


There is a decrease in the reported cases under the head POCSO during the current month when compared to the cases of previous month and an increase when compared to the corresponding month of previous year.

11. Crimes under SC/ST POA Act

201 cases were reported during the current month under this head as against 130 cases in the previous month and 132 cases in the corresponding month of previous year. (Details are mentioned at Page No.24)

Month	Year	SC/ST POA Act
December	2021	201
November	2021	130
December	2020	132

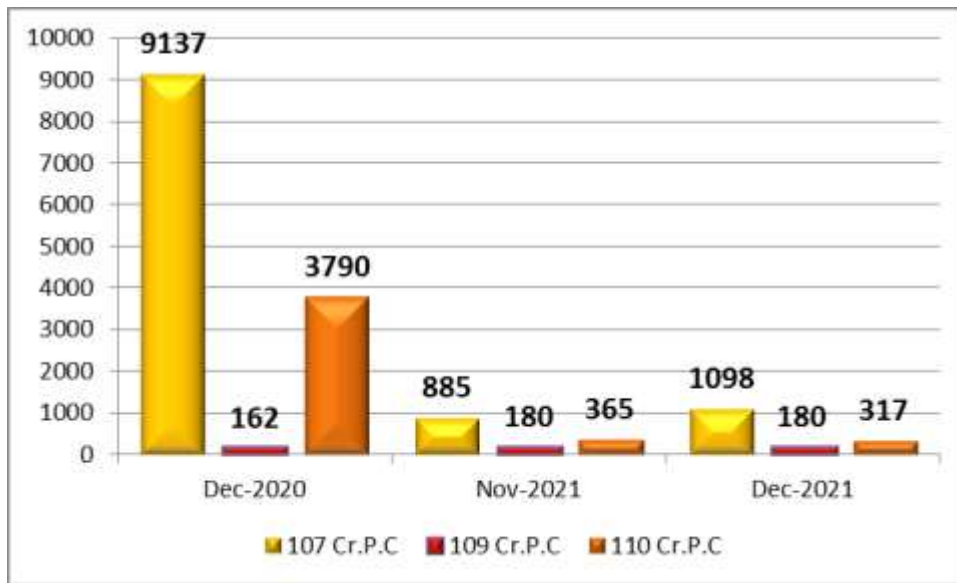


There is an increase in the reported cases under Crime against SC/ST during the current month when compared to the reported cases of previous month and to the corresponding month of previous year.

12. Preventive Action Report

1098, 180 & 317 cases u/s 107, 109 & 110 Cr.PC. respectively have been booked during the current month as against 885, 180 & 365 cases in the previous month and 9137, 162 & 3790 cases in the corresponding month of last year.

Month	Year	Security Cases			Total
		107 Cr.PC	109 Cr.PC	110 Cr.PC	
December	2021	1098	180	317	1595
November	2021	885	180	365	1430
December	2020	9137	162	3790	13089

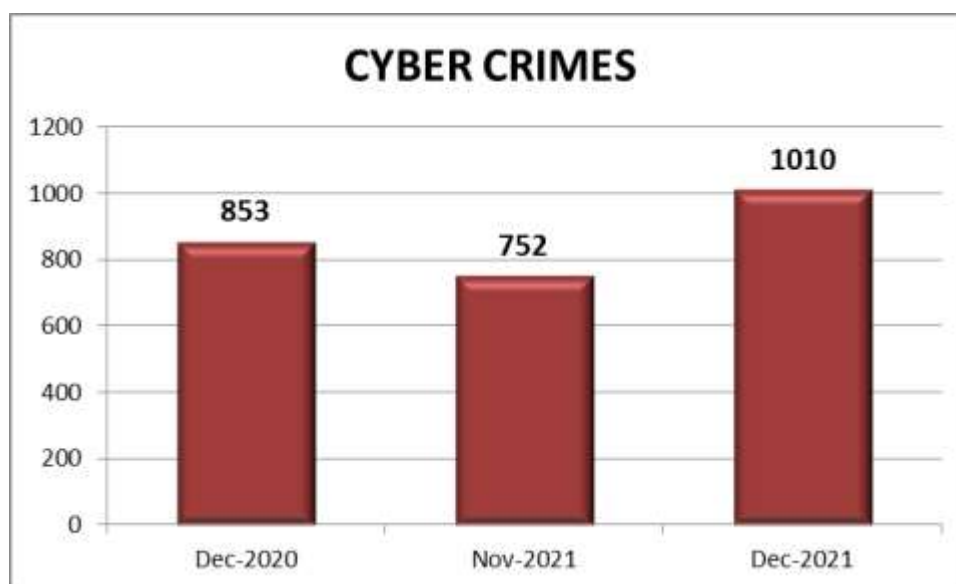


- Under sec 107 Cr.PC. less number of cases have been booked during the current month when compared to the previous month and more when compared to the corresponding month of previous year.
- Under Sec.109 Cr.PC. no change in the cases have been booked during the current month when compared to the cases of previous month and more when compared to the corresponding month of previous year.
- Under 110 Cr.PC. Less number of cases have been booked when compared to the previous month and to the corresponding month of previous year.

13. Cyber Crimes (Information Technology Act)

1010 cases were reported during the current month under this head as against 752 cases in the previous month and 853 cases in the corresponding month of previous year.

Month	Year	Cyber Crimes
December	2021	1010
November	2021	752
December	2020	853

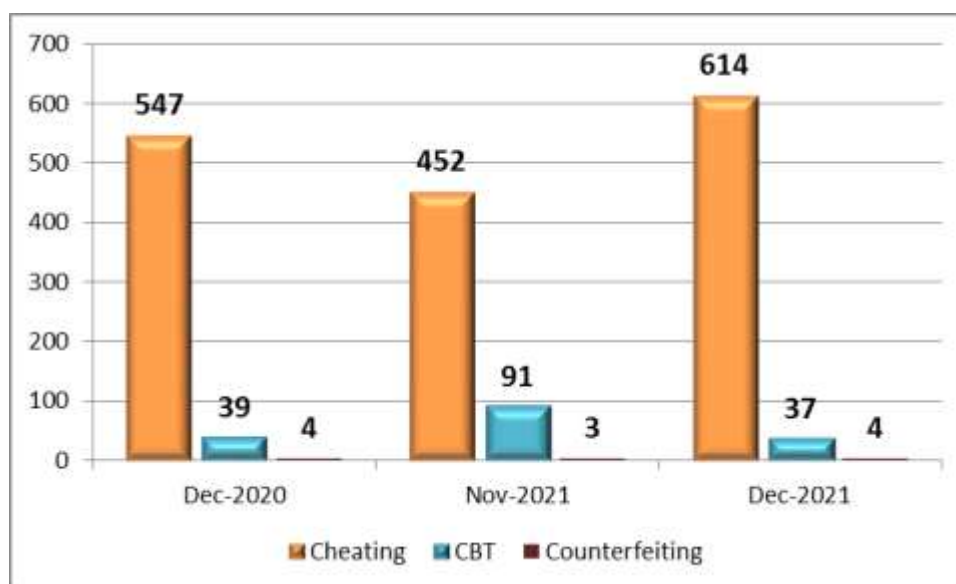


There is an increase in the reported cases under Cyber Crimes during the current month when compared to the reported cases of previous month and to the corresponding month of previous year.

14. Economic Offences (Criminal Breach of Trust, Cheating, Counterfeiting)

655 cases were reported during the current month under Economic Offences (Criminal Breach of Trust-37, Cheating-614 and Counterfeiting-4) as against 546 cases during the previous month and 590 cases in the corresponding month of previous year.

Month	Year	Economic Offences
December	2021	655
November	2021	546
December	2020	590



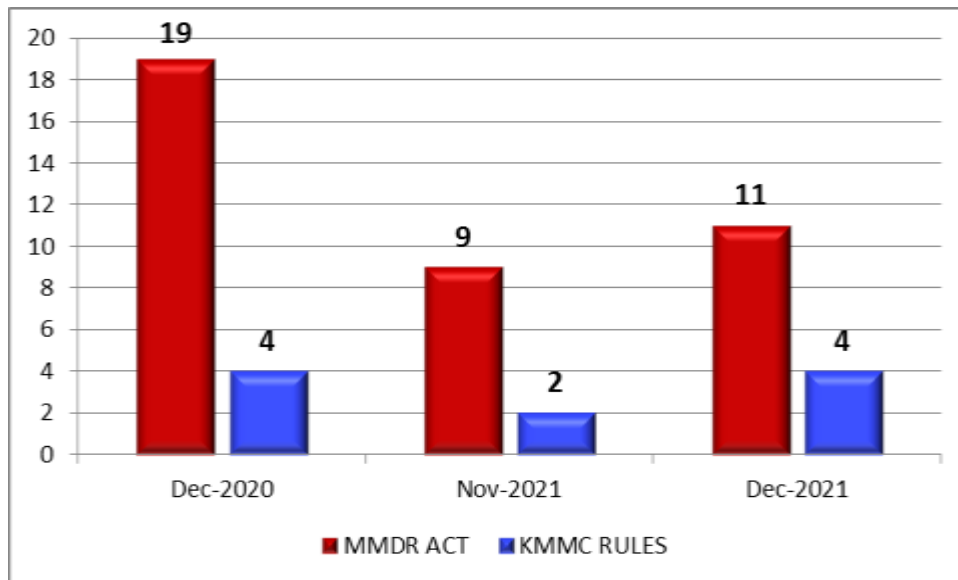
There is an increase in the reported cases under economic offences during the current month when compared to the reported cases of previous month and to the corresponding month of previous year.

15. Mines and Minerals (Development & Regulation) Act & Karnataka Minor Mineral Consistent Rules

11 cases of MMDR were reported during the current month under this head as against 9 cases in the previous month and 19 cases in the corresponding month of previous year.

4 cases of KMMC R reported during the current month as against 2 cases in the previous month and 4 cases in the corresponding month of previous year.

Month	Year	MMDR Act	KMMC Rules
December	2021	11	4
November	2021	9	2
December	2020	19	4



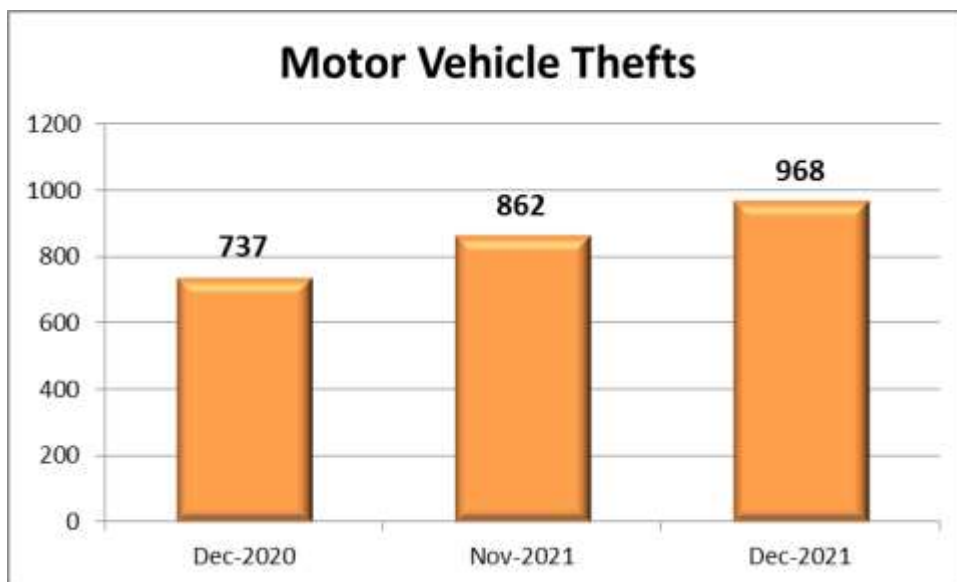
There is an increase in the reported cases under MMDR during the current month when compared to the reported cases of previous month and a decrease when compared to the corresponding month of previous year.

There is an increase in the reported cases under KMMCR during the current month when compared to the reported cases of previous month and no change in the corresponding month of previous year.

16. Motor Vehicles Theft cases

968 cases were reported during the current month under this head as against 862 cases in the previous month and 737 cases in the corresponding month of previous year.

Month	Year	Motor Vehicles Theft Cases
December	2021	968
November	2021	862
December	2020	737

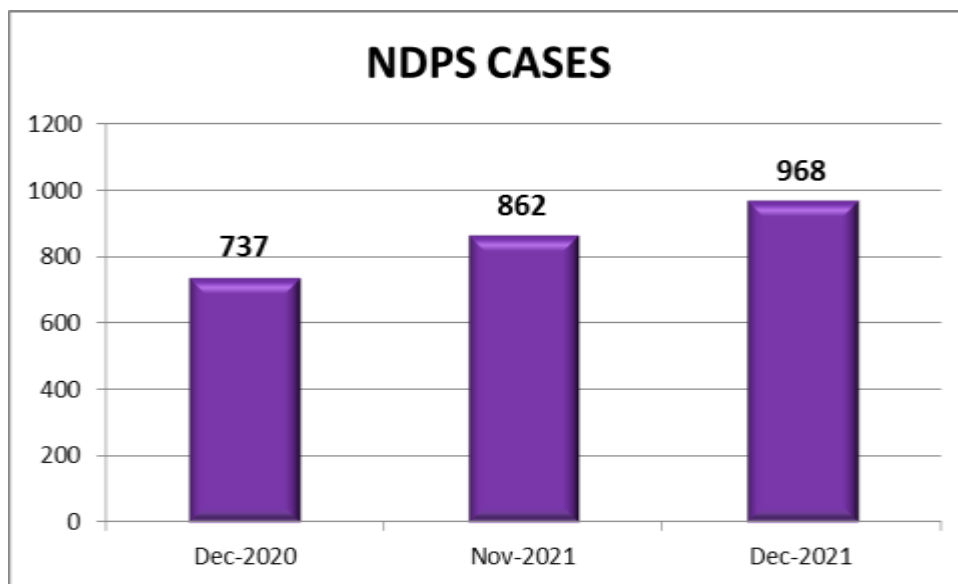


There is an increase in the reported cases under Motor Vehicles Theft cases during the current month when compared to the reported cases of previous month and to the corresponding month of previous year.

17. Narcotic Drugs & Pshycotropic Substances (NDPS)

816 cases were reported during the current month under this head as against 399 cases in the previous month and 213 cases in the corresponding month of previous year.

Month	Year	NDPS Cases
December	2021	816
November	2021	399
December	2020	213



There is an increase in the reported cases under NDPS Cases during the current month when compared to the reported cases of previous month and to the corresponding month of previous year.

*This Crime Review is based on classification made in Police IT at Police Station level.

* Crime Review is based on classification made in Police IT on 11/01/2022.

DISTRICT-WISE REPORTED CASES UNDER VARIOUS HEADS FOR THE MONTH OF DECEMBER - 2021 (AS ON 11/01/2021)

Sl. No.	Crime Head	Bagalkot	Ballari	Belagavi City	Belagavi Dist	Bengaluru city	Bengaluru District	Bidar	Chamarajanagar	Chickballapura	Chikkamagaluru	Chitradurga	Dakshina kannada	Davanagere	Dharwad	Gadag	Hassan	Haveri	Hubballi Dharwad City	K.G.F	Kalaburagi	Kalaburagi City	Karnataka Railways	Kodagu	Kolar	Koppal	Mandya	Mangalooru City	Mysuru City	Mysuru District	Raichur	Ramanagara	Shivamogga	Tumakuru	Udupi	Uttara kannada	Vijayanagara	Vijayapur	Yadgir	Total	
1	MURDER	1	0	1	5	13	5	7	2	2	2	1	0	5	1	0	5	1	0	3	4	1	2	1	2	0	4	0	1	8	1	6	2	8	0	1	0	5	0	100	
2	DACOITY	0	0	1	0	2	0	0	0	0	0	1	0	0	0	0	0	1	0	0	0	0	0	0	0	1	0	1	0	0	0	0	0	1	0	0	0	0	0	0	8
3	ROBBERY	2	2	4	2	30	4	2	0	4	2	1	1	4	0	0	4	1	1	2	0	0	1	1	4	1	2	2	3	3	2	3	4	4	2	1	1	0	0	100	
3a	CHAIN SNATCHING	0	0	0	0	13	4	4	0	1	0	3	0	0	1	1	2	0	4	0	0	3	1	0	0	0	2	0	3	2	1	2	1	4	2	0	1	1	0	56	
4a	BURGLARY - DAY	4	2	5	2	6	2	1	1	5	0	1	0	5	1	0	5	0	3	0	1	3	0	0	2	3	3	2	3	0	1	1	6	4	1	0	1	0	1	75	
4b	BURGLARY - NIGHT	12	6	16	24	56	20	16	2	10	4	6	2	13	1	4	11	13	13	4	9	8	0	1	4	3	13	2	8	12	10	14	16	20	4	7	6	17	7	394	
5	THEFT	25	24	18	39	620	72	20	10	30	19	35	15	50	16	11	35	30	25	8	48	33	95	11	30	16	46	16	45	53	26	45	32	52	15	13	26	37	8	1749	
6	RIOTS	9	0	9	20	13	14	10	5	11	4	16	4	7	1	10	7	30	3	3	16	4	0	0	11	3	5	1	2	13	15	4	16	5	2	6	6	8	8	301	
7	CASES OF HURT	18	11	6	24	200	39	35	17	32	40	36	23	23	14	9	83	10	17	11	31	22	4	21	26	6	57	20	17	72	17	45	62	41	14	24	15	25	15	1182	
8	Spl & Local laws	53	56	16	51	1729	47	46	33	100	64	54	27	65	20	40	92	51	47	16	63	34	3	17	25	50	54	70	57	71	81	66	135	137	35	62	47	66	38	3718	
9a	RAPE	0	0	0	1	5	1	0	1	3	3	2	0	2	0	1	3	1	0	0	1	1	0	0	0	1	2	3	1	0	0	0	3	0	1	1	1	3	2	43	
9b	DOWRY DEATHS	0	0	1	0	3	0	1	1	0	0	0	0	0	0	0	1	0	0	0	0	0	0	0	1	0	0	0	0	0	0	0	0	0	0	0	1	0	0	9	
10	POCSO	3	2	1	7	31	4	5	6	17	7	6	4	1	3	2	10	7	6	4	8	2	0	8	4	2	6	9	2	9	1	7	11	13	5	4	3	4	4	228	
11	SC ST & POA Act	4	2	2	5	21	11	0	2	6	8	7	4	10	1	3	18	3	2	3	5	5	1	1	1	3	5	1	1	5	9	12	13	7	6	4	3	2	5	201	
12a	107 Cr.P.C.	108	19	3	35	26	10	8	5	5	291	13	26	13	7	41	20	51	11	1	28	5	0	18	2	15	10	8	2	28	18	10	42	41	16	21	106	14	21	1098	
12b	109 Cr.P.C.	3	4	0	7	17	22	6	2	13	3	0	0	3	2	2	6	4	2	2	10	3	8	0	2	3	4	0	0	11	6	7	5	7	5	3	0	5	3	180	
12c	110 Cr.P.C.	2	0	0	14	107	26	6	0	5	0	0	2	0	1	6	1	6	3	16	6	2	0	2	6	4	4	20	0	3	7	0	0	33	19	1	5	4	7	318	
13	CYBER CRIME	0	7	2	1	819	11	0	0	0	6	5	6	12	0	2	4	9	20	3	0	1	0	1	4	1	2	13	35	7	0	10	4	16	1	6	0	2	0	1010	
14a	Cr. Br. of Trust	0	0	0	0	11	2	0	0	0	0	0	0	1	0	0	0	0	2	0	1	0	0	2	0	5	0	4	2	1	0	1	1	3	0	0	0	0	1	37	
14b	CHEATING	8	10	13	9	255	39	1	0	8	6	15	3	11	4	4	13	10	18	2	0	6	0	0	7	3	4	15	25	14	12	12	22	16	7	5	11	24	2	614	
14c	COUNTERFEITING	0	0	0	0	1	0	0	0	0	0	1	0	0	0	0	0	0	0	0	0	0	0	0	0	0	0	0	0	0	0	0	0	1	1	0	0	0	0	4	
15	KMMC	0	0	0	0	0	0	0	1	0	0	0	0	0	0	0	0	0	0	0	0	0	0	0	0	0	0	0	0	0	0	0	0	0	2	0	0	0	0	1	4
15a	MMDR	0	0	0	0	0	0	0	0	0	0	1	0	0	0	0	1	0	0	0	0	0	0	0	0	0	0	0	0	5	0	0	0	2	0	0	2	0	0	11	
16	Motor vehicles Theft Cases	18	20	14	25	390	49	13	2	19	3	18	3	30	5	5	21	14	15	4	7	26	4	0	20	10	24	9	37	25	12	30	19	31	5	5	8	22	6	968	
17	NDPS Cases	1	2	0	3	660	4	2	3	4	1	0	0	1	0	0	0	0	1	0	15	1	0	1	0	1	2	40	1	1	0	5	30	31	2	3	0	1	0	816	

CRIME REVIEW FOR THE MONTH OF DECEMBER - 2021 (As on 11/01/2022)

Sl. No.	Heads of Crime	During the current year upto the end of month under review	During the corresponding month of previous year	During the previous month	During the current month
	A - IPC Crime				
1	Murder (Sec.302/303 IPC)				
	For gain	50	4	5	3
	Over Property Dispute	27	1	2	4
	Due to Personal Vendetta or enmity	33	3	0	2
	Due to Sexual jealousy	29	3	2	2
	For dowry by burning	3	1	1	0
	For dowry by other means	10	2	1	1
	Due to Communalism	0	0	0	0
	Due to Casteism	1	0	0	0
	Witch Craft (Sorcery)	1	0	0	0
	For Human Sacrifice	2	0	1	0
	Due to Terrorism/Naxalism / Extremism	0	0	0	0
	For Political Reasons	5	1	0	1
	Due to Adultery	11	1	2	0
	Civil Disputes	64	3	5	1
	Electoral Gain	0	0	0	0
	Gang Rivalry	0	0	0	0
	Love Intrigue	25	2	1	0
	Professional	0	0	0	0
	Psychopathic/Serial Killer/Lunacy	0	0	0	0
	Rape with Murder	9	2	2	0
	Revenge/Enmity	49	7	3	4
	Sudden Quarrel	69	5	6	6
	Village Dispute	1	0	0	0
	Custodial	1	0	0	1
	Due to Other Causes	934	86	73	75
	Sub Total	1324	121	104	100
2	ATTEMPT TO MURDER (Sec. 307 IPC)				
	For Gain	20	3	1	1
	Over Property Dispute	85	6	4	9
	Due to Personal Vendetta or enmity	55	6	3	6
	Due to Sexual jealousy	12	0	1	0
	For Dowry other Means	51	7	9	2
	Dowry By Burning	1	0	0	0
	Due to Communalism	6	0	0	1
	Due to Casteism	5	0	0	2
	Witch Craft (Sorcery)	2	0	0	0
	For Human Sacrifice	1	1	1	0
	Terrorism /Naxalism / Extremism	0	0	0	0
	For Political Reasons	29	6	0	2
	Adultery	4	2	0	0
	Electoral Gain	1	2	0	0
	Gang Rivalry	9	0	1	3
	Love Intrigue	12	2	3	1
	Professional	5	1	0	1
	Rape	0	0	0	0
	Revenge/Enmity	176	13	11	9
	Sudden Quarrel	154	16	13	14
	Village Dispute	12	1	0	2
	Due to Other Causes	1596	119	146	162
	Civil Disputes	305	18	23	38
	Sub Total	2541	203	216	253

Sl. No.	Heads of Crime	During the current year upto the end of month under review	During the corresponding month of previous year	During the previous month	During the current month
3	CULPABLE HOMICIDE NOT AMOUNTING TO MURDER (Sec.304 IPC)				
	For Gain	0	0	0	0
	Over Civil Dispute	0	0	0	0
	Due to Personal Vendetta or enmity	0	0	0	0
	Due to Sexual jealousy	0	0	0	0
	For Dowry	0	0	0	0
	Due to Communalism	0	0	0	0
	Due to Casteism	0	0	0	0
	Witch Craft (Sorcery)	0	0	0	0
	For Human Sacrifice	1	0	0	0
	Terrorism /Naxalism / Extremism	0	0	0	0
	For Political Reasons	0	0	0	0
	Adultery	1	0	0	0
	Property Disputes	3	0	0	1
	Electoral Gain	5	0	1	0
	Gang Rivalry	0	0	0	0
	Love Intrigue	0	0	0	0
	Professional	0	0	0	0
	Sudden Quarrel	5	0	0	0
	Due to Other Causes	68	5	6	6
	Sub Total	83	5	7	7
4	ATTEMPT TO CULPABLE HOMICIDE NOT AMOUNTING TO MURDER (Sec. 308 IPC)				
	For Gain	2	0	0	0
	Over Civil Dispute	1	0	0	1
	Due to Personal Vendetta or enmity	0	0	0	0
	Due to Sexual jealousy	0	0	0	0
	For Dowry	0	0	0	0
	Due to Communalism	0	0	0	0
	Due to Casteism	0	0	0	0
	Witch Craft (Sorcery)	0	0	0	0
	For Human Sacrifice	0	0	0	0
	Terrorism /Naxalism / Extremism	0	0	0	0
	For Political Reasons	0	0	0	0
	Due to Other Causes	14	1	1	2
	Adultery	0	0	0	0
	Property Disputes	1	0	0	0
	Electoral Gain	1	0	0	0
	Gang Rivalry	0	0	0	0
	Love Intrigue	0	0	0	0
	Professional	0	0	0	0
	Sudden Quarrel	3	0	0	1
	Sub Total	22	1	1	4
5	RAPE (Sec.376, 376(A) to 376 (D) IPC)				
	Custodial Rape	1	0	0	0
	Attempt to Commit	7	2	0	1
	By a Gang	17	0	0	1
	By Parents	0	0	0	0
	By Hospital Staff	2	0	0	0
	By Husband During SepARATION	6	0	1	1
	By Neighbours	38	3	2	3
	By Relatives	49	3	2	4
	In Jail Custody	0	0	0	0
	In Remand Home	0	0	0	0
	InCest	1	1	0	0
	Known Person	297	18	26	22
	Unknown Person	12	2	1	1
	Due to Other Causes	102	10	12	10
	On Minor	0	0	0	0

Sl. No.	Heads of Crime	During the current year upto the end of month under review	During the corresponding month of previous year	During the previous month	During the current month
	Sub Total	532	39	44	43
6	KIDNAPPING AND ABDUCTION (Sec.360, 361, 363 to 369 IPC)				
	Missing - Boy	485	35	68	62
	Missing - Girl	1711	103	156	199
	For Ransom - of Children	6	1	0	0
	For Ransom - of Children for Begging	0	0	0	0
	For Ransom - of Women	5	0	0	0
	For Ransom - of Girls for Immoral Purpose	1	0	0	0
	For Ransom - of Others	52	5	6	1
	Procuration of Minor Girls - For Prostitution	1	0	0	0
	Procuration of Minor Girls - Importring of Girl	1	0	0	0
	Procuration of Minor Girls - For other Purpose	23	1	1	4
	Espionage	0	0	0	0
	Intent to Steal From Child	0	0	0	0
	Murder (Homicide)	2	0	0	0
	Obtain Signature Forcibly	0	0	0	0
	Recovering Loan	6	0	0	0
	Settling any Disputes	4	0	0	0
	Unnatural Lust / Illicit Intercourse	0	0	0	0
	Wrongful Confinement	14	0	0	0
	For Exporting	0	0	0	0
	From Lawful Guardianship	1	0	0	0
	For Camel Racing Etc.	0	0	0	0
	To Compel For Marriage	17	1	1	0
	For Slavery	0	0	0	0
	For Stealing From its Person	0	0	0	0
	Others	554	38	55	56
	Sub Total	2883	184	287	322
7	DACOITY (Sec. 395 to 398 IPC)				
	At ATM	0	0	0	0
	At Residential Premises	42	3	7	2
	On Highways	32	2	5	0
	In Trains	0	0	0	0
	At Banks	0	0	0	0
	At Commercial Places / Establishments	13	2	0	2
	On Other Roads	36	1	4	2
	In Other Places	51	6	0	2
	River & Sea	1	0	0	0
	Sub Total	175	14	16	8
7a	Preparation And Assembly for Dacoity	384	28	19	21
8	Robbery (Sec.392 to 394 IPC)				
	At ATM	0	0	0	0
	At Residential Premises	131	8	15	12
	On Highways	121	3	6	20
	In Trains	23	1	3	1
	At Banks	2	0	0	0
	At Commercial Places / Establishments	62	9	8	2
	In Other Places	601	46	51	63
	Chain Snatching	656	62	52	54
	Attempt to Commit	50	6	3	2
	Sub Total	1646	135	138	154
9	BURGLARY - NIGHT (Sec. 380 IPC R/W 453 TO 460, 462 IPC)				
	At Residential Premises	2152	190	218	199
	On Highways	4	0	0	0
	In Trains	1	0	0	0
	At Banks	73	5	4	6
	At Commercial Places / Establishments	697	57	65	74
	In Other Places	639	39	58	64
	Temple Theft	388	26	21	51
	Sub Total	3954	317	366	394

Sl. No.	Heads of Crime	During the current year upto the end of month under review	During the corresponding month of previous year	During the previous month	During the current month
10	BURGLARY - DAY (Sec. 380 IPC R/W 453 TO 460, 462 IPC)				
	At Residential Premises	694	52	67	66
	On Highways	0	0	0	0
	In Trains	0	0	0	0
	At Banks	3	1	0	2
	At Commercial Places / Establishments	37	1	5	2
	In Other Places	46	7	8	5
	Temple Theft	18	2	2	0
	Sub Total	798	63	82	75
	Total Burglary (Burglary Day + Burglary Night)	4752	380	448	469
11	THEFT (Sec.379 to 389 IPC)				
	Of sand	1061	70	66	75
	Attempt to commit	39	2	3	4
	At ATM	10	0	1	2
	Communication And Elec. Wire	173	10	21	16
	Of Cattle	412	28	36	34
	Of Cycle	93	4	13	5
	Of Automobiles - Of Lorries/Trucks	166	17	23	12
	Of Automobiles - Of Buses	4	0	0	0
	Of Automobiles - Of Cars / Jeeps	301	28	23	29
	Of Automobiles - Of Two Wheelers	9119	682	805	910
	Of Automobies - of Three Wheelers	152	10	11	17
	Of Accessories of Motor Vehicle	234	22	15	22
	Govt. Vehicle	4	0	1	1
	Electronic Goods (Radio, TV, VCR, Acs, Office Automation Equipments)	1252	67	134	161
	Of Fire Arms	11	0	2	1
	Of Explosives	1	0	0	0
	Of Cultural - Idols	7	0	0	0
	Of Cultural - Painting	0	0	0	0
	Of Cultrual - Others	209	9	22	29
	Cash	429	39	32	41
	Jewellery	715	69	90	81
	Other Items Not Included Above	1420	104	175	184
	In Running Train	45	1	4	3
	Extortion	135	16	9	13
	House Theft	909	95	86	84
	Servant Theft	288	15	24	25
	Sub Total	17189	1288	1596	1749
12	RIOTS (Sec.141 to 153 IPC)				
	Land Dispute	1127	50	57	92
	Employee - Govt.	1	0	1	0
	Labour - Private Sector	3	0	0	0
	Labour - Public Sector	3	0	0	0
	Linguistic	1	0	0	1
	Political	48	23	2	1
	Regional	5	0	0	0
	Sectarian	0	0	0	0
	Students	8	0	0	2
	Tribal	1	0	1	0
	Due to Village Disputes	23	3	1	3
	Communal	7	0	0	0
	Industrial	5	1	0	0
	Caste	4	0	0	0
	Agrarian	14	1	0	0
	Others	2640	211	196	202
	Sub Total	3890	289	258	301
13	OFFENCES AGAINST STATE (Sec. 121 to 130, except 124(A) IPC)	0	0	0	0
14	OFFENCES PROMOTING ENEMITY (Sec. 153(A), 154(B) & 505 IPC)	76	0	5	7
15	CRIMINAL BREACH OF TRUST	477	39	91	37

Sl. No.	Heads of Crime	During the current year upto the end of month under review	During the corresponding month of previous year	During the previous month	During the current month
16	CHEATING (Sec.417 to 420 IPC)	5415	547	452	614
17	COUNTERFEITING (Sec. 231 to 263 (A), 489(A) to 489 (E) IPC)				
	Stock Share, Debenture Certificate	0	0	0	0
	Usage of Counterfeit Stamp	0	0	0	0
	Of Coins (Sec 231 to 254 IPC)	0	0	0	0
	Of Stamps (Sec.255 to 263(A) IPC)	0	0	0	0
	Of Currency Notes And Bank Notes (Sec. 489 (A) to 489 (E) IPC)	33	4	3	4
	Of Others	2	0	0	0
	Sub Total	35	4	3	4
18	FORGERY (Sec. 465, 468, 471, 473, 476, 477 & 477(A) IPC				
	Forgery	332	27	30	35
	Organised (Racket)	2	0	1	0
	Forgery of Passport	2	0	0	0
	Other Forgery	118	13	7	12
	Sub Total	454	40	38	47
19	CASES OF HURT (Sec. 323 to 335 IPC except 328, 332, 333)				
	Acid Attack (326(a))	3	0	1	0
	Attempt to Acid Attack (326(b))	2	0	0	0
	Grievous Hurt	971	73	72	76
	Simple Hurt	12219	980	962	1106
	Custodial	1	0	0	0
	Sub Total	13196	1053	1035	1182
20	ADULTERATION (Sec. 272, 273 to 276 IPC)				
	Attempt to Commit	0	0	0	0
	Alcoholic Drink (Liquor)	2	0	0	0
	Cement & Chemical/Fertiliser	0	0	0	0
	Cosmetics	0	0	0	0
	Diesel	0	0	0	0
	Drug/Medicine	1	0	0	0
	Edible Oil	0	0	0	0
	Food Grain	0	0	0	0
	Kerosene	0	0	0	0
	Life Saving Drug	0	0	0	0
	Mobile Oil	0	0	0	0
	Petrol	0	0	0	0
	Petroleum Product	0	0	0	0
	Soft Drinks	0	0	0	0
	Spices	0	0	0	0
	Others	11	0	2	1
	Sub Total	14	0	2	1
21	AFFRAY (Sec. 160 IPC)	351	34	31	41
22	ARSON (Sec. 435, 436, 438 IPC)				
	Agricultural Produce	47	4	1	8
	Attempt to Commit	4	1	0	0
	Boat / Ship	1	0	0	0
	Dwelling House	26	1	1	4
	Educational Institution	0	0	0	0
	Govt. Property	7	0	1	0
	Industrial Establishment	2	2	1	0
	Place of worship	1	0	0	0
	Public Place	16	4	0	1
	Railway Property	0	0	0	0
	Vital Installation	0	0	0	0
	Warehouse (Godown)	2	0	0	0
	Others	119	12	8	11
	Sub Total	225	24	12	24
23	ASSAULT (Sec 356, 357 IPC)				
	Attempt To Commit	3	0	0	0
	On Contractor	0	0	0	0
	On Domestic Servant	0	0	0	0
	On Labourer	1	0	0	0

Sl. No.	Heads of Crime	During the current year upto the end of month under review	During the corresponding month of previous year	During the previous month	During the current month
	On Man (General)	10	0	0	1
	On Man (SC)	0	0	0	0
	On Man (ST)	1	0	0	0
	On Manager/Executive (Other Than Public Servant)	0	0	0	0
	On Member of Clergy (Christian, Budhist, Jain, Sikh)	0	0	0	0
	Member of Legislative Assembly / Council (MLA/MLC)	0	0	0	0
	On Member of Parliament (MP)	0	0	0	0
	On other Dignitaries /Public Figures	1	0	1	0
	On Press	0	0	0	0
	On Professional	1	0	0	0
	On Public Servant	0	0	0	0
	On Student	0	0	0	0
	On Teacher	0	0	0	0
	On Women (General)	2	0	0	0
	On Woman (SC)	1	0	0	0
	On Woman (ST)	0	0	0	0
	Sub Total	20	0	1	1
24	COMMUNAL / RELIGION (Sec. 295 to 297 IPC)				
	Attempt to Commit	1	6	0	1
	Caste Issue	11	1	1	1
	Communal Issue	32	3	4	6
	Linguistic Issue	2	0	0	1
	Political Issue	3	0	1	0
	Racial/Ethnic Issue	1	0	0	0
	Regional Issue	16	1	3	0
	Religious Issue	78	5	13	7
	Sectarian Issue	0	0	0	0
	Others	60	3	8	10
	Sub Total	204	19	30	26
25	CRIMINAL CONSPIRACY (Sec. 120(B), 121(A) IPC)				
	Conspiracy To Wage War	0	0	0	0
	Related to Substantive Offence	4	1	0	0
	Others	22	3	1	5
	Sub Total	26	4	1	5
26	CRIMINAL INTIMIDATION (Sec. 504 to 508 IPC)	1813	123	164	164
27	CRIMINAL MISAPPROPRIATION (Sec. 403, 404 IPC)				
	Attempt to Commit	0	0	0	0
	Bank	0	0	0	0
	Business Establishment	1	0	0	0
	Charitable Organisation	0	0	0	0
	Chitfund Organisation	0	0	0	0
	Co-operative Organisation	1	0	0	0
	Commercial Establishment/Shop	0	1	0	0
	Customs Department	0	0	0	0
	Excise Department	0	0	0	0
	Financial Institution	1	0	0	0
	Income Tax Department	0	0	0	0
	Other Government Organisation	3	0	2	0
	Postal Department	0	0	0	0
	Public Sector Undertakings	0	0	0	0
	Railway Department	0	0	0	0
	Revenue Department	0	0	0	0
	Sales Tax Department	0	0	0	0
	Social Organisation (Aided) (N)	0	0	0	0
	Transport Authority	0	0	0	0
	Trust - Other than religious	0	0	0	0

Sl. No.	Heads of Crime	During the current year upto the end of month under review	During the corresponding month of previous year	During the previous month	During the current month
	Trust - Religious	0	0	0	0
	Others	8	0	0	0
	Sub Total	14	1	2	0
28	CRIMINAL TRESPASS (Sec.447 to 452 IPC)				
	Attempt to Commit	5	1	1	2
	Club	1	0	1	0
	Hostel	1	0	0	0
	Hotel	4	0	0	0
	House	437	34	34	51
	Land	958	85	77	99
	Office	38	3	2	2
	Prohibited Places	8	1	0	1
	Religious Place	8	0	1	2
	Restricted Area	11	1	1	2
	Others	153	7	14	16
	Sub Total	1624	132	131	175
29	CRUELTY BY HUSBAND (Sec. 498(A) IPC)				
	Husband	741	44	71	65
	Husband And Relative(S) in Law	1125	86	106	105
	Relative(S) in Law	35	1	3	4
	Dowry Harassment	354	22	53	47
	Sub Total	2255	153	233	221
30	DOWRY DEATHS (Sec.304(B) IPC)				
	By Husband	13	2	2	0
	By Husband And Relatives In Law	62	8	5	3
	By Relatives in Law	1	0	0	0
	By Burning	3	0	0	0
	By Hanging	64	3	2	4
	By Other Means	13	1	1	2
	Sub Total	156	14	10	9
31	DEATHS DUE TO RASHNESS/NEGLIGENCE (Sec.304(A) IPC)				
	Adulterated Food/Drug	0	0	0	0
	Accident by Air	0	0	0	0
	Boad Accident	1	0	0	0
	Bridge/Dam Collapse	2	0	0	0
	Building Collapse	1	2	0	0
	Caused By Animal	5	0	2	0
	Death Due to Other Cause	82	12	8	10
	Electrocution Accident	43	5	3	0
	Explosion Accident	1	0	0	0
	Fire accident	2	1	0	0
	Gas Leakage Accident	3	0	0	0
	Improper Infrastructure In Construction	69	5	9	7
	Improper Medical Treatment	2	1	0	0
	In Custody of Public Servant	0	0	0	0
	In Jail/Judicial Custody	0	0	0	0
	In Police Custody	0	0	0	0
	Industrial Accident (Factory)	11	0	0	0
	Inflammable Substance	0	0	0	0
	Mine Accident	1	0	0	0
	Poisonous Substance	1	0	0	0
	Quarry Accident	2	0	1	1
	Spurious Liquor (Hooch) Accident	0	0	0	0
	Railway Accident	1	0	0	1
	Others	62	12	4	11
	Sub Total	289	38	27	30
32	MOTOR VEHICLE ACCIDENTS FATAL (Sec.304(A) IPC)				
	National Highways	3128	320	288	298
	State Highways	2594	291	218	226
	Other Roads	3447	366	268	320
	Other Places	143	25	8	16
	Sub Total	9312	1002	782	860

Sl. No.	Heads of Crime	During the current year upto the end of month under review	During the corresponding month of previous year	During the previous month	During the current month
33	MOTOR VEHICLE ACCIDENTS NON-FATAL (Sec.279, 337, 338 IPC)				
	National Highways	8256	882	746	838
	State Highways	5985	656	593	599
	Other Roads	10352	1056	949	1080
	Other Places	374	43	34	34
	Sub Total	24967	2637	2322	2551
34	DEATHS-MISCARRIAGE (Sec.312, 313, 314 IPC)				
	Child	3	1	0	0
	Woman	2	0	0	0
	Women and Child	1	0	0	0
	Sub Total	6	1	0	0
35	DEFENCE FORCES OFFENCES RELATING (also relating to desertion) (Sec.131 to 140, except 136 IPC)				
	Air Force	0	0	0	0
	Army	1	0	0	0
	Navy	0	0	0	0
	Sub Total	1	0	0	0
36	ESCAPE FROM LAWFUL CUSTODY AND RESISTANCE (Sec.224, 225, 225(B) IPC)				
	From Jail Custody	6	0	0	0
	From Police Custody	13	2	0	1
	Others	9	0	0	0
	Sub Total	28	2	0	1
37	IMPERSONATION (Sec.170, 171 IPC)				
	Attempt to Commit	2	0	0	0
	Non-Uniformed Authority	3	0	0	1
	Uniformed Authority	0	0	0	0
	Sub Total	5	0	0	1
38	MISCHIEF (Sec.427 to 440 except 434, 435, 436, 438 IPC)	325	39	17	34
39	MOLESTATION (Sec.354 IPC)				
	Attempt to Commit	95	12	5	9
	Private Place	817	63	55	87
	Public Conveyance	15	0	1	1
	Public Place	1566	100	148	161
	Other Places	2399	118	186	215
	Sub Total	4892	293	395	473
40	POISONING-PROFESSIONAL (Sec. 328 IPC)				
	Attempt to Commit	4	1	0	0
	Fatal	0	0	0	0
	Non Fatal	5	1	0	1
	Sub Total	9	2	0	1
41	PORNOGRAPHY (Sec.292 to 294 IPC)				
	Advertisement	0	0	0	0
	Audio Tape	0	0	0	0
	Book	0	0	0	0
	Computer Software	0	0	0	0
	Figures	0	0	0	0
	Film (Blue)	0	0	0	0
	Painting	0	0	0	0
	Pamphlet	0	0	0	0
	Paper	0	0	0	0
	Photography	1	0	0	0
	Poster	0	0	0	0
	Video Film(Blue)	0	0	0	0
	Others	4	0	0	0
	Sub Total	5	0	0	0
42	PUBLIC JUSTICE (Sec.213 to 215 IPC)	6	0	1	0
43	PUBLIC NUISANCE (Sec.291 and 510 IPC)	32	5	1	3

Sl. No.	Heads of Crime	During the current year upto the end of month under review	During the corresponding month of previous year	During the previous month	During the current month
44	PUBLIC SAFETY (Sec.269 to 271, 277, 283, 289 IPC)	6747	121	75	103
45	OFFENCES AGAINST PUBLIC SERVANTS (Public servant is a victim) (Sec 182-188, 332, 333, 353 IPC)				
	Attempt to Commit	10	3	1	1
	Defence Personnel	2	0	0	0
	Jail Personnel	0	1	0	0
	Judicial Official	13	0	3	0
	Minister	0	0	0	0
	MLA	0	0	0	0
	MP	0	0	0	0
	Nationalised Bank Personnel	2	1	0	0
	Other Elected Member	2	0	0	1
	Other Enforcement Official	7	1	0	0
	Other Govt. Official	517	30	52	39
	Para Military Personnel	2	0	0	0
	Police Personnel	439	36	29	30
	Public Sector Undertaking Official	116	16	4	8
	Sub Total	1110	88	89	79
46	OFFENCES BY PUBLIC SERVANTS (EXCEPT CORRUPTION) (Public servant is accused) (Sec.128, 139, 167, 218, 221, 222 IPC)				
	Defence Personnel	0	0	0	0
	Jail Personnel	0	0	0	0
	Judicial Official	0	0	0	0
	Minister	0	0	0	0
	MLA	0	0	0	0
	MP	0	0	0	0
	Nationalised Bank Personnel	0	0	0	0
	Other Elected Member	1	0	0	0
	Other Enforcement Official	0	0	0	0
	Other Govt. Official	6	0	1	1
	Para Military Personnel	0	0	0	0
	Police Personnel	0	0	0	0
	Public Sector Undertaking Official	2	0	0	1
	Others	0	0	0	0
	Sub Total	9	0	1	2
47	NEGLIGENT ACT (Sec.280 to 289, 336 to 338 except 283 IPC)				
	Animal -Related	31	1	5	0
	Boat/Vessel - Related	0	0	0	0
	Explosive/Explosive Substances - Related	13	4	2	0
	Inflammable Substance- Related	12	1	1	2
	Machinery - Related	113	5	9	15
	Poisonous Substance - Related	10	0	0	1
	Other - Related	621	52	53	29
	Human - Related	235	18	24	21
	Sub Total	1035	81	94	68
48	RECEIVING OF STOLEN PROPERTY (Sec.411 to 414 IPC)	1	0	0	0
49	SEDITION (Sec. 124A IPC)				
	Attempt to Commit	0	0	0	0
	By Foreigner	0	0	0	0
	By National	1	1	0	1
	By National And Foreigner	0	0	0	0
	Sub Total	1	1	0	1

Sl. No.	Heads of Crime	During the current year upto the end of month under review	During the corresponding month of previous year	During the previous month	During the current month
50	INSULTING MODESTY OF WOMEN (EVE TEASING) (Sec.509 IPC)				
	Attempt to Commit	4	0	1	0
	Office	7	0	2	2
	Public Conveyance	1	0	1	0
	Public Place	30	2	1	3
	Other Places	29	0	2	2
	Sub Total	71	2	7	7
51	SUICIDE (Sec.305, 306, 309 IPC)				
	Dowry	9	1	1	0
	Abetment of Suicide	268	27	26	22
	Other Reasons	295	23	22	23
	Attempt to Commit suicide	113	11	12	7
	Sub Total	685	62	61	52
52	UNNATURAL SEX (Sec.377 IPC)				
	Abetment	0	0	0	0
	Animal	2	0	0	0
	Attempt	0	0	0	0
	Major - Man	4	0	0	0
	Major - Woman	1	0	1	0
	Minor - Boy	2	1	0	1
	Minor - Girl	0	0	0	0
	Sub Total	9	1	1	1
53	WRONGFUL RESTRAINT/CONFINEMENT (Sec.341 to 348 IPC)				
	Attempt to Commit	25	2	0	3
	To Extort Confession	3	0	0	1
	To Extort Property	19	3	0	3
	To settle Dispute	20	1	3	2
	Others	306	24	22	27
	Sub Total	373	30	25	36
54	INFANTICIDE (Sec.315, 316 IPC)				
	Male	0	0	0	0
	Female	1	0	0	0
	Sub Total	1	0	0	0
55	OFFENCES RELATED TO MARRIAGE (Sec.493 to 498 IPC)	34	6	1	6
56	BUYING & SELLING MINOR FOR PROSTITUTION (Sec.372, 373 IPC)	0	0	0	0
57	DOCUMENTS & PROPERTY MARKS (Sec.483 to 489 IPC)				
	Documents	0	0	0	0
	Property	0	0	0	0
	Sub Total	0	0	0	0
58	DEFAMATION (Sec.500 to 502 IPC)				
	Persons	4	0	0	0
	Printed Matter	1	1	0	0
	Others	6	1	0	2
	Sub Total	11	2	0	2
59	ELECTION(Sec.171(E) to 171(1) IPC)				
	Assembly	35	2	0	1
	Parliament	0	0	0	0
	Other Elected Bodies	30	72	0	16
	Sub Total	65	74	0	17
60	SLAVERY (Sec.370, 371, 374 IPC)				
	Man	0	0	0	0
	Woman	6	1	0	1
	Boy	2	0	0	0
	Girl	0	1	0	0
	Sub Total	8	2	0	1

Sl. No.	Heads of Crime	During the current year upto the end of month under review	During the corresponding month of previous year	During the previous month	During the current month
61	Attempting to commit offences (Sec.511 IPC)				
	Attempting to commit offences	187	15	17	23
	Sub Total	187	15	17	23
62	ILLEGAL DETENTION (Sec.342 IPC)	0	0	0	0
63	FALSE EVIDENCE (Sec.191 to 205 IPC)	8	0	0	0
64	EXPOSURE AND ABANDONMENT OF CHILD (Sec.317 IPC)				
	Boy	29	0	2	4
	Girl	36	4	4	4
	Sub Total	65	4	6	8
65	OF ABETMENT (Sec.107 to 120 IPC)	3	0	0	0
66	FAILURE TO APPEAR TO COURT (Sec.174, 229A IPC)				
	174 A	48	0	0	36
	229 A	406	1	19	229
	Sub Total	454	1	19	265
67	Concealment of birth by secret disposal of Child				
	Girl	19	1	2	1
	Boy	24	2	3	1
	Sub Total	43	3	5	2
68	ASSAULT OR USE OF CRIMINAL FORCE TO DISROBE WOMEN	7	0	1	2
69	Disobedience to Order Promulgated by Public/Servant				
	By Private Institution	118	2	0	6
	By Govt. Institution	353	9	1	4
	By Others	18	0	0	0
	Sub Total	489	11	1	10
	Total Cognizable Crime Under IPC	113069	9397	9323	10628
	B - SPECIAL & LOCAL LAWS				
1	ANTIQUES (CULTURAL PROPERTY)				
	Antiques & Art Treasures Act 1972	1	0	0	0
	Ancient Monument & Archaeological Sites And Remains Act 1958	4	0	0	0
	Sub Total	5	0	0	0
2	ARMS ACT 1959				
	Country Made - Non Prohibited Bore - In Disturbed Area	15	2	2	2
	Country Made - Non Prohibited Bore - In Other Area	139	4	10	4
	Country Made - Prohibited Bore - In Disturbed Area	8	2	1	0
	Country Made - Prohibited Bore - In Other Area	108	2	3	7
	Factory Made - Non Prohibited Bore - In Disturbed Area	2	0	0	0
	Factory Made - Non Prohibited Bore - In Other Area	50	0	2	2
	Factory Made - Prohibited Bore - In Disturbed Area	2	0	0	0
	Factory Made - Prohibited Bore - In Other Area	46	1	3	1
	Sub Total	370	11	21	16
3	ANIMAL				
	Wild Life Preservation Act 1972	2	0	0	0
	Wild Life Protection Act 1972	8	2	1	2
	Prevention of Cruelty to Animals Act 1960	270	17	13	31
	Elephant (Preservation) Act 1879	0	0	0	0
	Cattle Trespass Act 1871	20	1	2	0
	Sub Total	300	20	16	33

Sl. No.	Heads of Crime	During the current year upto the end of month under review	During the corresponding month of previous year	During the previous month	During the current month
4	CINEMATOGRAPHY ACT 1952				
	Films	0	0	0	0
	Video	0	0	0	0
	Sub Total	0	0	0	0
5	CONSUMER				
	Liquified Petroleum Gas Supply & Control Order 2000	19	0	2	3
	Consumer (Protection) Act 1986	3	2	1	1
	Essential Commodities Act 1955	465	24	38	33
	Prevention of Food Adulteration Act 1954	5	0	1	1
	Packaged Commodities (Regulation) order 1975	0	0	0	0
	Sub Total	492	26	42	38
6	COPY RIGHT ACT 1957				
	By Company	104	5	11	10
	By Individual	62	5	10	9
	Sub Total	166	10	21	19
7	CIVIL RIGHTS				
	Protection of Civil Rights Act 1955	2	0	0	0
	Sub Total	2	0	0	0
8	SCHEDULED CASTE AND THE SCHEDULED TRIBES				
	Scheduled Caste	1052	77	90	130
	Scheduled Tribes	224	22	15	24
	Scheduled Caste Women	370	29	19	37
	Scheduled Tribes Women	98	4	6	10
	Sub Total	1744	132	130	201
9	CHILDREN ACT				
	Child Labour (Prohibition & Regulation) Act 1986	59	5	7	9
	The Prohibition of Child Marriage Act - 2006	271	16	24	53
	Juvenile Justice Act 1986	76	4	9	9
	Probation of offenders Act 1958	4	0	1	0
	Protection of Children from Sexual Offences Act 2012 (POCSO)	0	0	0	0
	Sub Total	410	25	41	71
10	PREVENTION OF CORRUPTION ACT 1988				
	Public Servant - Elected	0	0	0	0
	Public Servant - Gazetted - Central	0	0	0	0
	Public Servant - Gazetted - Defence	0	0	0	0
	Public Servant - Gazetted - Public Sector Undertaking	0	0	0	0
	Public Servant - Gazetted - State	0	0	0	0
	Public Servant - Non-Gazetted - Central	0	0	0	0
	Public Servant - Non-Gazetted - Defence	0	0	0	0
	Public Servant - Non-Gazetted - State	0	0	0	0
	Sub Total	0	0	0	0
11	CUSTOMS				
	Customs Act 1962	0	0	0	0
	Import/Export (Control) Act 1947	0	0	0	0
	Sub Total	0	0	0	0
12	Explosives				
	Explosives Substances Act 1908	78	5	3	0
	Explosives Act 1884	105	9	3	2
	Inflammable Substance Act 1952	0	0	0	0
	Sub Total	183	14	6	2
13	FOREIGN EXCHANGE				
	Smugglers and Foreign Exchange Manipulator Act 1976	0	0	0	0
	Foreign Exchange Regulation Act 1973	0	0	0	0
	Foreign Exchange Regulation Act 1952	0	0	0	0
	Sub Total	0	0	0	0
14	FOREIGNER				
	Foreigners Act 1946	47	5	2	2

Sl. No.	Heads of Crime	During the current year upto the end of month under review	During the corresponding month of previous year	During the previous month	During the current month
	Registration of Foreigners Act 1939	0	0	0	0
	Sub Total	47	5	2	2
15	FOREST				
	Indian Forest Act 1927	6	0	2	0
	Forest (Conservation) Act 1980	10	0	1	1
	Sub Total	16	0	3	1
16	HIJACKING				
	Foreign Aircraft - In India	0	0	0	0
	Foreign Aircraft - Outside India	0	0	0	0
	Indian Aircraft - In India	0	0	0	0
	Indian Aircraft - Outside India	0	0	0	0
	Sub Total	0	0	0	0
17	IMMORAL TRAFFIC				
	Organised	130	12	18	17
	Un-Organised	100	9	8	5
	Sub Total	230	21	26	22
18	BONDED LABOUR SYSTEM	4	1	0	0
19	INDIAN MOTOR VEHICLE	10	0	2	0
20	NARCOTIC DRUGS & PSYCHOTROPIC SUBSTANCES ACT				
	Cultivated/Processed	3356	87	237	499
	Synthetic	2424	126	162	317
	Sub Total	5780	213	399	816
21	PASSPORT ACT				
	Foreigner	3	0	1	0
	Indian	23	3	1	2
	Sub Total	26	3	2	2
22	REPRESENTATIVE OF PEOPLE ACT 1951 & 1988				
	Assembly	17	0	0	2
	Parliament	4	0	0	1
	Other Elected Bodies	16	20	3	9
	Sub Total	37	20	3	12
23	KARNATAKA POLICE ACT 1963				
	Gambling - Matka (78 Class C)	6079	330	291	240
	Street Gambling (87)	7137	241	779	279
	House Gambling (79 & 80)	275	18	15	17
	Betting	488	12	30	15
	Others	337	27	25	24
	Sub Total	14316	628	1140	575
24	PREVENTION OF DAMAGE TO PUBLIC PROPERTY ACT 1984	200	34	9	16
25	POST & TELEGRAPH, TELEGRAPH WIRES (UNLAWFUL POSSESSION) ACT 1980	1	0	0	0
26	OFFICIAL SECURITY RELATED ACTS				
	Official Secrets Act 1923	0	0	0	0
	Essential Services Maintenance Act 1981	32	0	0	0
	Sub Total	32	0	0	0
27	PREVENTION OF TERRORISM ACT (POTA)	0	0	0	0
28	RAILWAYS ACT				
	Indian Railways Act 1989	8	0	0	1
	Railway Property (Unlawful Possession) Act 1966	1	1	0	0
	Sub Total	9	1	0	1
29	UNLAWFUL ACTIVITIES (Prevention) Act 1967	0	0	0	0
30	CRIMES RELATED TO WOMEN				
	Dowry Prohibition	1722	146	148	167
	Commission of SATI (Prevention) Act 1987	1	0	0	0
	Indecent Representation of Women (Prohibition) Act 1986	0	0	0	0
	Sub Total	1723	146	148	167
31	INDIAN LUNACY ACT	0	0	0	0

Sl. No.	Heads of Crime	During the current year upto the end of month under review	During the corresponding month of previous year	During the previous month	During the current month
32	INDIAN ELECTRICITY ACT	16	0	0	1
33	COTPA, CIGARETTES AND OTHER TOBACCO PRODUCTS	232	5	36	7
34	KARNATAKA STATE LOCAL ACTS				
	Disaster Management Act 2005	1255	0	1	3
	Karnataka Epidemic Diseases Act 2020	1762	0	0	2
	The Karnataka Prevention of Dangerous Activities of Bootleggers, Drug-offenders, Gamblers, Goonda Act	0	0	0	0
	Karnataka Cow Slaughters Act	532	32	30	30
	Karnataka Prevention of Slaughter and Preservation of Cattle Act 2020	39	0	9	22
	Karnataka Excise Act 1965	7498	867	614	378
	Karnataka Forest Act 1963	65	7	7	9
	Karnataka Education Act 1983 As Amended Upto Date	7	0	0	1
	Karnataka Kerosene Restriction Unuse Act 1956	1	0	0	0
	Karnataka University Act	0	0	0	0
	Karnataka Corruption Act	2	0	0	0
	Karnataka Medical Registration Act 1965	8	0	1	0
	Karnataka Land & Revenue Act 1964 & 2007	60	6	2	2
	Karnataka Kerosene Dealers License Order 1969	0	0	0	0
	Karnataka Society Registration Act	0	0	0	0
	Karnataka Minor Mineral Consistent Rule 1994	65	4	2	4
	Bangalore Development Authority Act	3	0	0	0
	Karnataka Prohibition of Beggery Act 1975	1	0	0	0
	Karnataka Municipalities Act 1964	1	0	0	0
	Karnataka Irrigation Act 1963	2	0	0	0
	Karnataka Fire Force act 1964	4	1	0	0
	Karnataka Consumer Protection Act 1986	1	0	0	0
	Karnataka Lottery Act	18	5	3	2
	Karnataka Weight & Measurement Act	0	0	0	0
	Karnataka Agriculture Marketing Regulation Act	1	0	0	0
	Karnataka Revenue Act	3	0	0	0
	Karnataka Mining Act	5	1	0	0
	Karnataka Betting Tax Act	0	0	0	0
	Karnataka Panchayat Raj Act	1	1	0	0
	Karnataka Open Place Disfigurement Act 1951	36	6	1	6
	Karnataka Right To Information Act 2000 & 2008	0	0	0	0
	Karnataka Urban Development Act 1987	1	0	0	0
	Karnataka Town & City Planning Act 1961	0	0	0	0
	Karnataka Race Betting Act	0	0	0	0
	Karnataka Devadasi's (Prohibition Of Dedication) Act 1982	0	0	0	0
	Cooperative Society Act	3	0	0	0
	Karnataka Entertainment Tax Act 1958	2	0	0	0
	Karnataka Land Acquisition (Prohibition) Act 2007	3	0	0	0
	Karnataka Money Lender Act 1961	11	1	3	2
	Karnataka Stamp Act 1957	0	0	0	0
	Karnataka Prisoners Act 1963 & 1974	3	0	0	0
	Karnataka Private Medical Institution Act 2007	17	0	0	0
	MMRD (Mines & Minerals Regulation Development) Act 1957	232	19	9	11
	Karnataka Treasure Trove Act 1962	0	0	0	0
	Karnataka Prohibition of Charging Exorbitant Interest Act 2004	16	4	1	2
	Karnataka Ayurvedic And Unani Pract. Regis. & Medical Prac. Misc. Prov. Act	0	0	0	0

Sl. No.	Heads of Crime	During the current year upto the end of month under review	During the corresponding month of previous year	During the previous month	During the current month
	Other Local Acts	408	9	12	4
	Sub Total	12066	963	695	478
35	CYBER CRIME				
	Information Technology Act 2000, 2009	8134	853	752	1010
	Sub Total	8134	853	752	1010
36	NATIONAL SECURITY ACT	0	0	0	0
37	POCSO				
	Custodial Rape	1	0	1	0
	Gang Rape	7	2	2	1
	Rape	1906	136	166	140
	Others	796	46	80	87
	Sub Total	2710	184	249	228
	Total (Item 1 to 36)	49261	3315	3743	3718

C. CRIMES AGAINST WOMEN

1	Rape (Sec. 376 IPC)				
	1.1 Custodial Rape	1	0	0	0
	1.2 Gang Rape	17	0	0	1
	1.3 other Cases of Rape	514	39	44	42
	Sub Total	532	39	44	43
2	Outraging modesty (Molestation) (sec.354 IPC)	4892	293	395	473
3	Kidnapping & Abduction of Women: (Sec.366 IPC)	156	13	16	9
4	Insulting modesty (Eve-Teasing) (Sec.294 & 509 IPC if victim is a woman)	71	2	7	7
5	Murder for Dowry - by burning (Sec.302 IPC)	3	1	1	0
6	Murder for Dowry - by other means (Sec.302 IPC)	10	2	1	1
7	Murder for other reasons	395	38	23	25
8	Attempt to Commit Murder for dowry by burning (Sec.307 IPC)	1	0	0	0
9	Attempt to Commit Murder for dowry by other means (Sec.307 IPC)	51	7	9	2
10	Attempt to Commit murder for other reasons	740	51	64	78
11	Dowry Death-by burning (Sec.304-B IPC)	3	0	0	0
12	Dowry Death-by other Means (Sec.304(B) IPC)	153	14	10	9
13	Cruelty by Husband or Relatives of Husband (Sec.498-A IPC)	2255	153	233	221
14	Abetment of Suicide (Sec.306 IPC)	143	10	12	13
15	Immoral Traffic (prevention) Act.	230	21	26	22
16	Indecent Representation of Women(Prohibition) Act-1986	0	0	0	0
17	Pornography	1	0	0	0
18	Offences against Public Servants (Sec.182-188-333-353 IPC)	139	2	9	9
19	Offences related to Marriage	23	3	1	4
20	Cyber Crimes	2169	206	218	294
	Total (Item 1 to 20)	11967	855	1069	1210

Sl. No.	Heads of Crime	During the current year upto the end of month under review	During the corresponding month of previous year	During the previous month	During the current month
<u>D.CRIME AGAINST CHILDREN</u>					
1	Infanticide/ Foeticide (Sec. 315 & 316 IPC)	1	0	0	0
2	Rape on Minor	0	0	0	0
3	Exposure & abandonment (Sec. 317 IPC)	65	4	6	8
4	Kidnapping & Abduction of Children	2591	163	265	301
4.1	For Ransom - of Children	6	1	0	0
4.2	of Children - for begging	0	0	0	0
4.3	of Girls - Immoral Purpose	1	0	0	0
4.4	With intent to Steal from Child	0	0	0	0
4.5	Lawful Guardianship	1	0	0	0
4.6	Procuration of Minor Girls - For Prostitution	0	1	0	0
4.7	Procuration of Minor Girls - Importing of Girl	1	0	0	0
4.8	Procuration of Minor Girls - For Other Purposes	0	0	0	4
	Sub Total	2600	165	265	305
5	Selling of girls for Prostitution (Sec.372 IPC)	0	0	0	0
6	The Prohibition of Child Marriage Act - 2006	271	16	24	53
7	POCSO Act	2710	184	249	228
8	Death of Children due to miscarriage	6	1	0	0
9	Juvenile Justice Act	76	4	9	9
10	Child Labour (Pro.& Reg.) Act	59	5	7	9
11	Probation of Offenders Act	4	0	1	0
	Total (Item 1 to 11)	5792	379	561	612

Sl. No.	Heads of Crime	During the current year upto the end of month under review	During the corresponding month of previous year	During the previous month	During the current month
<u>E. CRIME AGAINST SCHEDULED CASTES /TRIBES BY NON SCs/STs</u>					
1	Murder	82	5	9	5
2	Rape	188	25	8	12
3	Kidnapping	21	0	1	3
4	Offences under the Protection of Civil Rights Act.	2	0	0	0
5	Offences under the SC & ST (prevention of Atrocities)Act 1989 (if the victim is SC)	1451	102	112	181
	Total (Item 1 to 5)	1744	132	130	201

G. MOTOR VEHICLE ACCIDENTS (DURING DECEMBER 2021)

<i>Sl.No.</i>	<i>Location of Accidents</i>	<i>No. of Cases</i>			<i>No. of Persons</i>		
		<i>Fatal</i>	<i>Non-Fatal</i>	<i>Total</i>	<i>Killed</i>	<i>Injured</i>	<i>Total</i>
1	National Highways	298	838	1136	344	1356	1700
2	State Highways	226	599	825	254	1051	1305
3	Other Roads	336	1114	1450	444	1507	1951
	TOTAL	860	2551	3411	1042	3914	4956

1. 860 Fatal cases have been reported in December 2021, on an average 28 fatal cases reported per day.
2. 2551 Non Fatal cases have been reported in December 2021, on an average 82 non fatal cases reported per day
3. Out of 860 fatal cases reported 298 of the cases are on National Highways.
4. Out of 2551 non fatal cases reported 838 of the cases are on National Highways.
5. Out of 1042 persons killed in road accidents 344 persons killed in National highways, i.e., 33% persons killed in National highways
6. Out of 3914 persons injured in road accidents 1356 persons injured in National highways, i.e., 35% Persons injured in National highways

KARNATAKA SAKALA SERVICES ACT, 2011 AND (AMENDMENT) ACT, 2014

Unitwise - Month wise Report on Receipts & Disposals - December - 2021

Police Department has implemented 24 SAKALA Services through PoliceIT Application. The district wise details of received, disposed and overdue status of services for December 2021 as on 31.12.2021 are as under.

SI No	District	No. of SAKALA Receipts during the Month	No. of SAKALA Disposals during the Month	No. of Pendency After due date as on 31.12.2021
1	Bengaluru City	21701	21393	11
2	Belagavi City	2925	2725	26
3	Hubli-Dharwad City	1117	1108	85
4	Mysore City	4771	4134	77
5	Mangalore City	3501	3415	25
6	Bagalkot	1557	1645	1
7	Ballari	1276	1352	9
8	Belagavi	1509	1485	45
9	Bengaluru Rural	2089	2459	33
10	Bidar	1234	1396	13
11	Chamarajanagar	1186	1230	4
12	Chikkaballapura	1756	1811	28
13	Chikkamagaluru	2015	1973	0
14	Chitradurga	1688	1686	0
15	Dakshina Kannada	874	870	0
16	Davanagere	2001	1881	0
17	Dharwad	1009	923	37
18	Gadag	550	553	8
19	Hassan	2316	2324	0
20	Haveri	1297	1336	4
21	Kalaburagi	944	1034	25
22	Kodagu	902	915	1
23	Kolar	1566	1578	16
24	KGF	724	921	2
25	Koppal	665	616	0
26	Mandya	2694	3230	51
27	Mysuru	2191	2112	5
28	Raichur	619	506	38
29	Ramanagara	2274	2458	23
30	Shivamogga	2696	2606	50
31	Tumakuru	3505	3581	7
32	Udupi	1822	1804	0
33	Uttara Kannada	2353	2265	4
	VijayaNagara	732	690	34
34	Vijayapura	1803	1847	4
35	Yadgir	398	408	27
	Total	82260	82270	693

KARNATAKA SAKALA SERVICES ACT, 2011 AND (AMENDMENT) ACT, 2014**Unitwise - Month wise Report on Receipts & Disposals - December - 2021**

Police Department has implemented 24 SAKALA Services through PoliceIT Application. The Service wise details of received, disposed and overdue status of services for December 2021 as on 31.12.2021 are as under

Sl. No	Service Name	Stipulated Time	No. of Receipts During the Month	No. of Disposal During the Month
1	Arms License Issue and Renewal Verification	30	23	18
2	Certification of Finger Print	20	6	10
3	Disposal of Petitions	45	22901	24481
4	Issue of copy of FIR to the complaintant	1	16259	16259
5	License for Amplified Sound System	3	765	705
6	License for Amusement	15	1	1
7	Missing Report of documents, Mobile phone etc	1	12046	12047
8	No objection to return to India permission in respect of Tibetans	20	0	0
9	No obligation to return to India (NORI) Certificate	20	0	0
10	NOC for Crackers License	7	1	2
11	NoC for Passport Verification	20	510	477
12	NOC for petrol pump,gas agency,hotel,bar etc.	7	4	4
13	NOC for Residencial Permit Extension	7	0	0
14	NOC required for setting up of Petroleum, Diesel and Naphtha, Sale, Transport	21	0	0
15	Permission for Peaceful Assembly and procession	15	0	0
16	Police Clearance Certificate for going abroad (Visa for studies)/ Police Clearance Certificate for Foreign Nationals	20	288	301
17	Police verification Certificate for Coolies/Loader/Class IV Security Staff/ Supervisor at Airport (Individual applicants only)	20	4642	4330
18	Police Verification Certificate for domestic servants/house keeping	20	76	69
19	Police Verification Certificate for Institutions/ Companies	20	152	130
20	Police verification Certificate for Marriage Alliances	20	27	29
21	Police verification Certificate for Training Apprenticeship at Public Undertakings /for trainees/ Workers working on daily wages at Govt. Institutions	20	1059	906
22	PVC for Central /State Govt. employees if request is received directly by the employee	20	495	493
23	Service Verification	20	23005	22008
24	Temporary Licence for Sale of Crackers	7	0	0
	Total		82260	82270

Police IT Monthly Progress Report as on December - 2021

PoliceIT Pragathi - 01.01.2020 to 31.12.2021

Sl. No	Score	(5)		(3)		(2)		(5)		(5)		(5)		(5)		(5)		(5)		(5)		(5)		(40)		(100)		Total	Previous Month Rank		
		FIR		UDR		PAR		Property Seizure/PF		Crime Details/Spot Mahazar		Arrest/Surrender		Charge Sheet		Final Report B, C & UDR		Total MoB		Total History Sheet		Total Rowdy Sheet		Court Disposal		UI Cases (From 2011-2017)				Data Quality (Given by SCRB)	
		Actual	In PIT	Actual	In PIT	Actual	In PIT	Actual	In PIT	Actual	In PIT	Actual	In PIT	Actual	In PIT	Actual	In PIT	Actual	In PIT	Actual	In PIT	Actual	In PIT	Actual	In PIT	Actual	In PIT			Actual	In PIT
31	Kodagu	3659	3659	985	985	1188	1188	4748	4748	3990	3890	2345	2345	3215	3215	1172	1172	986	986	27	27	854	854	1791	1791	803	803	38.578	98.453	24	▼
32	Bengaluru Dist	13038	13038	2135	2135	2054	2054	7046	7046	12074	12074	11111	11111	6671	6671	3474	3474	7865	7845	77	77	1986	1986	2464	2464	59	59	38.358	98.346	36	▲
33	Yadgir	4311	4311	525	525	997	997	3703	3703	3908	3908	7351	7351	3440	3440	701	701	1235	1235	16	16	1295	1295	1530	1530	1	1	38.307	98.307	40	▲
34	Chitradurga	11055	11055	1254	1254	1416	1416	6561	6561	10383	10383	10303	10303	7296	7296	1260	1260	2771	2771	44	44	902	902	1244	1244	50	50	38.296	98.296	34	◀▶
35	DCP Whitefield DIV, Bengaluru City	7372	7372	1192	1192	280	280	1951	1951	7282	7282	2803	2803	2449	2449	2863	2863	3315	3315	10	10	363	363	781	781	22	22	38.120	98.120	39	▲
36	DCP North DIV, Bengaluru City	10778	10778	1717	1717	830	830	3947	3947	8851	8851	7988	7988	4799	4799	1924	1924	5463	5463	55	55	1366	1366	1232	1232	1775	1775	38.023	98.023	42	▲
37	Chickballapura	8141	8141	894	894	1206	1206	7216	7216	8135	8135	10483	10483	5749	5749	1197	1197	2775	2775	42	42	1120	1120	2119	2119	26	26	37.993	97.993	27	▼
38	DCP Central DIV, Bengaluru City	4828	4828	503	503	355	355	1749	1749	3552	3552	3608	3608	2054	2054	1359	1359	4186	4186	16	16	552	552	862	862	101	101	37.876	97.876	44	▲
39	Ramanagara	9736	9736	1213	1213	1176	1176	6867	6867	7722	7722	11880	11880	6201	6201	2033	2033	4464	4464	43	43	1494	1494	1354	1354	21	21	37.778	97.778	35	▼
40	Mysuru Dist	11776	11776	1553	1553	3083	3083	10518	10518	10483	10483	4327	4327	7823	7823	1487	1487	3922	3922	52	52	1924	1924	4738	4738	59	59	37.550	97.550	45	▲
41	Shivamogga	12306	12306	2052	2052	2529	2529	8652	8652	10616	10616	7936	7936	7456	7456	2146	2146	6439	6439	113	113	1462	1462	2320	2320	107	107	37.487	97.487	43	▲
42	Vijayanagara	5759	5759	836	836	1411	1411	5328	5328	5146	5146	10445	10445	4441	4441	1072	1072	2270	2270	29	29	1165	1165	2075	2075	0	0	37.413	97.413	19	▼
43	DCP South DIV, Bengaluru City	10082	10082	1291	1291	952	952	3604	3604	9916	9916	6684	6684	4677	4677	2726	2726	6383	6383	43	43	1561	1561	1340	1340	34	34	37.398	97.398	41	▼
44	Davanagere	8435	8435	1321	1321	1594	1594	5372	5372	9080	9080	12477	12477	5102	5102	1789	1789	5055	5055	48	48	1464	1464	3048	3048	16	16	37.191	97.191	33	▼
45	Uttara Kannada	6537	6537	1262	1262	1507	1507	4631	4631	7530	7530	6909	6909	4398	4398	1338	1338	550	550	96	96	83	83	3519	3519	131	131	36.376	96.376	31	▼

Traffic Divisions of Bengaluru City

Sl. No	Score	(5)		(5)		(5)		(5)		(10)		(10)		(5)		(10)		(5)		(40)	(100)	Total	Previous Month Rank
		FIR		UDR		Property Seizure/PF		Crime Details/Spot Mahazar		Arrest/Surrender		Charge Sheet		Final Report B, C & UDR		Court Disposal		UI Cases (From 2011-2017)		Data Quality (given by SCRB)			
		Actual	In PIT	Actual	In PIT	Actual	In PIT	Actual	In PIT	Actual	In PIT	Actual	In PIT	Actual	In PIT	Actual	In PIT	Actual	In PIT	in PIT			
1	DCP Traffic East DIV, Bengaluru City	2944	2944	2	2	550	550	2796	2784	2714	2701	2647	2638	119	119	1309	1309	0	0	34.449	94.35	1	◀▶
2	DCP Traffic West DIV, Bengaluru City	3523	3523	0	0	306	306	3483	3483	2789	2789	3245	3245	130	130	2054	2054	0	0	29.712	89.71	2	◀▶
3	DCP Traffic North DIV, Bengaluru City	1614	1614	7	7	212	212	1461	1461	1330	1330	1436	1436	88	88	503	503	0	0	24.470	84.47	3	◀▶

Data Quality:

Calculated based on Data entered like Victim Age, Religion, Caste, Occupation, Arrest Person Age, Religion, Caste, Occupation, Property Movement entered based on Property Entered, Activity field in Case Diary, Witness Details, Accused punishment details in Court Disposal, SHD usage, MOB/HS/RS regular updation etc,

Note :

Aadhaar e-Sign details of FIR for the Month of December 2021

SI No.	District_Name	FIR	e-Signed FIR	FIR %
1	Bagalkot	290	290	100
2	Belagavi City	188	188	100
3	Belagavi Dist	475	475	100
4	Kodagu	126	126	100
5	Koppal	194	194	100
6	Vijayapur	357	357	100
7	Hubballi Dharwad City	249	248	100
8	Mysuru Dist	495	492	99
9	Gadag	156	155	99
10	Udupi	245	242	99
11	Hassan	572	561	98
12	Uttara Kannada	312	304	97
13	Raichur	293	284	97
14	Dakshina Kannada	226	214	95
15	Dharwad	146	136	93
16	Kolar	220	199	90
17	Ballari	232	203	88
18	Mangaluru City	295	253	86
19	Karnataka Railways	119	100	84
20	Shivamogga	601	483	80
21	Chamarajanagar	172	138	80
22	K.G.F	83	63	76
23	Haveri	289	206	71
24	Bidar	302	211	70
25	Kalaburagi City	208	145	70
26	Chikkamagaluru	328	225	69
27	Mandya	504	343	68
28	Chitradurga	476	310	65
29	Davanagere	401	246	61
30	Bengaluru Dist	576	327	57
31	Mysuru City	299	162	54
32	Tumakuru	616	321	52
33	Kalaburagi	336	109	32
34	Vijayanagara	238	55	23
35	Bengaluru City	4365	994	23
36	Chickballapura	353	69	20
37	Yadgir	153	19	12
38	Ramanagara	414	1	0
Total		15904	9448	59.41

Aadhaar e-Sign details of Chargesheet for the Month of December 2021				
SI No.	District_Name	Charge sheeted	e-Signed Charge sheeted	Charge sheet %
1	Belagavi Dist	167	157	94
2	Hubballi Dharwad City	82	72	88
3	Uttara Kannada	78	63	81
4	Koppal	114	88	77
5	Gadag	36	26	72
6	Udupi	99	68	69
7	Mysuru Dist	174	115	66
8	Hassan	284	177	62
9	K.G.F	20	12	60
10	Shivamogga	96	55	57
11	Bagalkot	96	54	56
12	Dharwad	16	9	56
13	Kodagu	63	35	56
14	Vijayapur	60	32	53
15	Belagavi City	40	21	53
16	Mangaluru City	75	35	47
17	Kalaburagi	46	20	43
18	Ballari	126	47	37
19	Haveri	27	10	37
20	Davanagere	51	18	35
21	Raichur	137	47	34
22	Karnataka Railways	18	6	33
23	Mandya	195	65	33
24	Dakshina Kannada	40	8	20
25	Kolar	75	11	15
26	Kalaburagi City	44	6	14
27	Mysuru City	81	11	14
28	Tumakuru	336	40	12
29	Chamarajanagar	47	4	9
30	Bengaluru City	1835	136	7
31	Chikkamagaluru	81	6	7
32	Bidar	82	6	7
33	Chitradurga	50	3	6
34	Vijayanagara	73	3	4
35	Yadgir	84	3	4
36	Bengaluru Dist	157	1	1
37	Chickballapura	70	0	0
38	Ramanagara	109	0	0
Total		5264	1470	27.93

Police IT - MT module vehicle details

SI No.	District/Units	As on 31-12-2021		
		No. of Vehicles	No. of Vehicles Log Entered	% Vehicles Log Entered
1	Bagalkot	216	203	93.98
2	Ballari	212	195	91.98
3	Belagavi City	210	210	100.00
4	Belagavi Dist	308	302	98.05
5	Bengaluru City	2847	2197	77.17
6	Bengaluru Dist	237	203	85.65
7	Bidar	247	231	93.52
8	Chamarajanagar	161	161	100.00
9	Chickballapura	146	129	88.36
10	Chikkamagaluru	255	253	99.22
11	Chitradurga	198	168	84.85
12	Coastal Security Police	37	36	97.30
13	Dakshina Kannada	167	163	97.60
14	Davanagere	242	229	94.63
15	Dharwad	151	115	76.16
16	Gadag	187	172	91.98
17	Hassan	240	217	90.42
18	Haveri	169	160	94.67
19	Hubballi Dharwad City	262	256	97.71
20	K.G.F	109	106	97.25
21	Kalaburagi	222	165	74.32
22	Kalaburagi City	162	128	79.01
23	Karnataka Railways	103	82	79.61
24	Kodagu	154	141	91.56
25	Kolar	208	206	99.04
26	Koppal	161	161	100.00
27	Mandya	278	277	99.64
28	Mangaluru City	238	236	99.16
29	Mysuru City	323	311	96.28
30	Mysuru Dist	245	235	95.92
31	Raichur	175	173	98.86
32	Ramanagara	203	196	96.55
33	Shivamogga	257	254	98.83
34	Tumakuru	311	248	79.74
35	Udupi	221	207	93.67
36	Uttara Kannada	235	235	100.00
37	Vijayanagara	122	114	93.44
38	Vijayapur	251	216	86.06
39	Yadgir	138	116	84.06

Police IT - MT module vehicle details

SI No.	District/Units	As on 31-12-2021		
		No. of Vehicles	No. of Vehicles Log Entered	% Vehicles Log Entered
Special Units				
40	Chief Office	110	108	98.18
41	CID	255	204	80.00
42	State Intelligence	558	108	19.35
43	SCRB	41	41	100.00
44	State Wireless	73	71	97.26
45	FPB Unit	13	6	46.15
46	ISD	324	320	98.77
47	Central Range	2	2	100.00
48	Western Range	2	1	50.00
49	Eastern Range	1	1	100.00
50	Kalaburgi Range	5	5	100.00
51	Southern Range	6	5	83.33
52	IGP Training	8	8	100.00
53	KPA Mysore	44	37	84.09
54	KSPTS Khanapur	30	18	60.00
55	KSPTS Channapatna	24	19	79.17
56	KSRP PTS Belagavi	21	21	100.00
57	APTS Yelahanka	23	15	65.22
58	PDMS Yelahanka	32	32	100.00
59	PTS Aimangala	6	0	0.00
60	PTS Thanisandra	18	14	77.78
61	TTI Bangalore	2	2	100.00
62	PTS Kaduru	13	13	100.00
63	PTS Mysuru	19	18	94.74
64	PTC Gulbarga	42	41	97.62
65	PTS Dharwad	17	15	88.24
66	PTS Hassan	14	10	71.43
67	FSL Madiwala	19	2	10.53
68	RFSL Belgaum	3	3	100.00
69	RFSL Mangalore	6	4	66.67
70	RFSL Davanagere	3	2	66.67
71	RFSL Mysore	5	4	80.00
72	RFSL Gulbarga	4	4	100.00
73	Battalion I - Bangalore	66	63	95.45
74	Battalion II - Belgaum	42	41	97.62
75	Battalion III - Bangalore	54	53	98.15
76	Battalion IV - Bangalore	53	51	96.23
77	Battalion V - Mysore	42	35	83.33
78	Battalion VI - Gulbarga	45	45	100.00
79	Battalion VII - Mangalore	42	41	97.62

Police IT - MT module vehicle details

SI No.	District/Units	As on 31-12-2021		
		No. of Vehicles	No. of Vehicles Log Entered	% Vehicles Log Entered
Special Units				
80	Battalion VIII - Shimoga	46	41	89.13
81	Battalion IX - Bangalore	50	50	100.00
82	Battalion X - Haveri	43	39	90.70
83	Battalion XI - Hassan	43	39	90.70
84	Battalion XII Tumakuru	40	40	100.00
85	IRB. Bijapura	48	48	100.00
86	IRB Munirabad	47	43	91.49
87	KSRP Training Munirabad	17	17	100.00
88	Commandant Mounted K A R P	22	20	90.91
89	Bangalore Head Quarters, DCRE	1	0	0.00
Total		357	337	94.40

Sevasindhu Statistics for the Month of December 2021

Sl.No	Service Name	Received	Disposed	Pending
1	Job / Service Verification	21164	20421	743
2	Police Verification Certificate(PVC) for Central/State Govt employees if request is received directly by the employee / By Concerned Department	575	544	31
3	Police Clearance Certificate for going abroad (Visa for studies)/ Police Clearance Certificate for Foreign Nationals	287	281	6
4	Police verification Certificate for Coolies/Loader/Class IV Security Staff/ Supervisor at Airport (Individual applicants only)	4539	4269	270
5	Police Verification Certificate for domestic servants/house keeping	76	71	5
6	Police Verification Certificate for Institutions/ Companies	159	149	10
7	Police verification Certificate for Marriage Alliances	27	26	1
8	Police verification Certificate for Training Apprenticeship at Public Undertakings /for trainees/ Workers working on daily wages at Govt. Institutions	1062	1034	28
Total (Sl.NO. 1 to 8)		27889	26795	1094
9	Amplified Sound System	424	419	5
10	Missing Report of documents, Mobile phone etc	0	0	0
11	Disposal of petitions	0	0	0
12	Locked Home Details	0	0	0
13	Senior Citizen Registration	45	0	45
14	Complaint Registration	40	19	21
15	License for Amusement	0	0	0
16	No obligation to return to India (NORI) Certificate	0	0	0
17	NOC for petrol pump,gas agency,hotel,bar etc.	0	0	0
18	Permission for Peaceful Assembly and procession	0	0	0
19	Application for Temporary License for Sale of Crackers	0	0	0
20	NOC for setting up of Petroleum, Diesel and Naphtha sale and transport	0	0	0
Grand Total		28398	27233	1165

Unitwise Statistics of cases and fine details Booked under COTPA Act 2003 during December- 2021

Sl. No.	Unit / District	Section 4	Section 5	Section 6A	Section 6B	Section 7	Total Fine Amount Collected
(1)	(2)	(3)	(4)	(5)	(6)	(7)	(8)
I	Commissionerate						
1	Bengaluru City	2784	0	0	0	2	5,21,950.00
2	Mysuru City	35	0	0	0	0	3,500.00
3	Hubli-Dharwad City	26	0	0	0	0	2,100.00
4	Mangaluru City	66	0	0	0	0	3,790.00
5	Belagavi City	61	0	0	0	0	5,100.00
6	Kalburgi City	15	0	0	0	0	3,400.00
II	Central Range						
1	Bengaluru Dist.	50	0	0	0	0	5,000.00
2	K.G.F.	28	0	0	0	0	1,400.00
3	Kolar	157	0	0	0	0	15,750.00
4	Tumakuru	211	0	0	0	0	32,350.00
5	Chickballapura	0	0	0	0	0	0.00
6	Ramanagara	231	0	0	0	0	29,900.00
III	Eastern Range						
1	Chitradurga	26	0	0	0	0	1,350.00
2	Davanagere	169	0	0	0	0	16,950.00
3	Shivamogga	260	2	0	0	0	25,710.00
4	Haveri	57	0	0	0	0	5,400.00
IV	Western Range						
1	Chickmagalur	97	0	0	0	0	10,850.00
2	D.K.	41	0	0	0	0	3,250.00
3	Udupi	135	0	0	0	0	19,550.00
4	U.K.	755	0	0	0	0	1,01,700.00
V	Northern Range						
1	Bagalakote	71	0	0	0	0	7,100.00
2	Belagavi dist.	153	0	0	0	0	15,300.00
3	Vijayapura	224	0	0	0	0	22,900.00
4	Dharwad	39	0	0	0	0	3,900.00
5	Gadag	0	0	0	0	0	0.00
VI	North Eastern Range						
1	Bidar	0	0	0	0	0	0.00
2	Kalburgi	118	0	0	0	0	11,800.00
3	Yadgiri	69	0	0	0	0	8,100.00
VII	Southern Range						
1	Chamarajanagar	1	0	0	0	0	50.00
2	Hassan	38	0	0	0	0	3,500.00
3	Kodagu	212	0	0	0	0	21,400.00
4	Mandya	1253	0	0	0	0	68,650.00
5	Mysuru Dist.	134	0	0	0	0	14,200.00
VIII	Ballari Range						
1	Ballari	91	0	0	0	0	9,100.00
2	Koppal	174	0	0	0	0	18,200.00
3	Raichur	1566	0	0	0	0	1,80,600.00
4	Vijayanagara	233	0	0	0	0	23,150.00
IX	Karnataka Railways	77	0	0	0	0	10,100.00
Total		9657	2	0	0	2	1227050